

Product Range of Pharo® Shower Panel®

Shower Panel® Helis ML 20



Shower Panel® Moonlight ML/M 20



Shower Panel® Prestige EL 40



Shower Panel® Prestige SL 20



Shower Panel® Prestige ML/M 20



Shower Panel® Lift M 20



Shower Panel® Lift 2 M 20



Shower Panel® Comfort Plus M 20



Version for bathtub

Shower Panel® Comfort Plus M 20



with thermo-static mixer

Shower Panel® Comfort Plus M 20



with single lever mixer

ShowerArc®



Shower Column



with overhead-or hand shower

Index Pharo® Shower Panel® and Shower Column

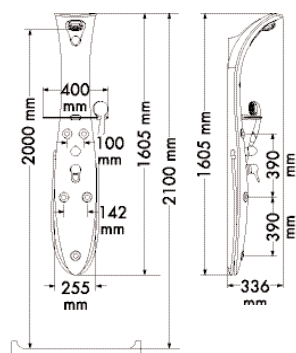
	Page	
Shower Panel® Code No. and Prices	Pharo Shower Panel Helis ML 20 Wall-/corner version manual with light	4
	Pharo Shower Panel Moonlight ML 20 Wall-/corner version manual - with light	5
	Pharo Shower Panel Moonlight M 20 Wall-/corner version manual	6
	Pharo Shower Panel Prestige EL 40 Corner version electronic with light	7
	Pharo Shower Panel Prestige SL 20 Wall-/corner version semi electronic - with light	8
	Pharo Shower Panel Prestige ML 20 Wall-/corner version manual with light	9
	Pharo Shower Panel Prestige M 20 Wall-/corner version manual	10
	Pharo Shower Panel Lift M 20 Wall-/corner version manual	11
	Pharo Shower Panel Lift 2 M 20 Wall-/corner version manual	12
	Pharo Shower Panel Comfort Plus M 20 for bathtub, wall-/corner version manual	13
	Pharo Shower Panel Comfort Plus M 20 with thermostatic mixer, wall-/corner version manual	14
	Pharo Shower Panel Comfort Plus M 20 with single lever mixer, wall-/corner version manual	15
ShowerArc: Code No. and Prices	Pharo ShowerArc with thermostatic mixer, wall-to-wall-/corner version manual	16
Shower Column: Code No. and Prices	Pharo Shower column with hand shower freestanding	17
	Pharo Shower Column with Raindance overhead shower freestanding	18
	Example for ordering Shower Panel	19
	Checklist and Order Form for Pharo Shower Panel	20
	Flow Rates of Pharo Shower Panel	21
	Control Units for Pharo Shower Panel	22
	Shower Power for Pharo Shower Panel	26

Pharo® Shower Panel® Helis ML 20, Wall-/Corner Version with Light, Manual

Installation requirements

- Minimum flow pressure 1,5 bar
- Suitable for continuous flow heaters min. 24 KW;
- For corner mounting order corner mounting set separately
- Dimension and position of hollow pipe to be observed
- Vertical dimensions from shower tray position

Standard versions



Components

Panel made from resin, lacquered, incl. aluminium shelf with support for hand shower. Overhead-, hand- and 5 body showers. Preassembled installation unit, 1 stop-/diverter valve, 1 thermostatic mixer, integrated halogen spot 12 Volt/10 Watt.

Price

Colour

white
green
beige

Code no.

26302000
26301880
26303810

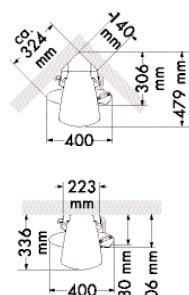
Fittings

(Axor Allegroh chrome, satin chrome, satinox)

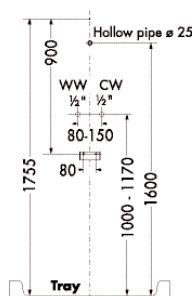
chrome
satin chrome
satinox

2.249,40
2.249,40
2.535,80

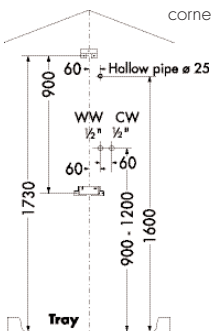
Non standard versions



wall version



corner version



all measures in mm!

Shower Panel Helis ML 20

Order no./Text

26300000 ML 20

Price

2.249,40

Fittings

Allegroh chrome
Allegroh satin chrome
Allegroh satinox

Text

Allegroh chrome
Allegroh satin chrome
Allegroh satinox

Surcharge

no surcharge
no surcharge
286,40

Colour

white
green
beige

Panel white
Panel green
Panel beige

no surcharge
no surcharge
no surcharge

Option

Components

Corner mounting set

(order separately)

Code no.

26212000

Price

189,30

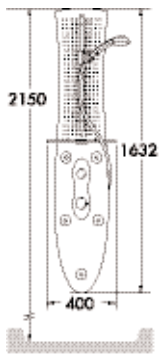
Pharo® Shower Panel® Moonlight ML 20, Wall-/Corner Version with Light, Manual

- Installation requirements**
- Minimum flow pressure 1,5 bar
 - Not suitable for continuous flow heaters
 - For corner mounting order corner mounting set separately
 - Dimension and position of hollow pipe to be observed
 - Vertical dimensions from shower tray position

Standard versions

Components
 Frosted safety glass panel (etched on the back side) with glass shelf. Overhead, hand- and 5 body showers. White light emitting diodes fitted to the back of the glass panel, preassembled installation unit.

Price

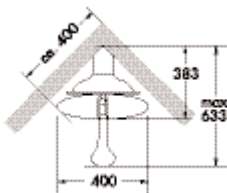
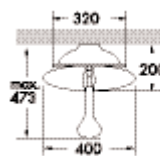


Colour	Code no.	Fittings (Axor Allegroh chrome)	Price
white frosted	26512000	chrome	2.267,00
grey/green frosted	26510000	chrome	2.267,00

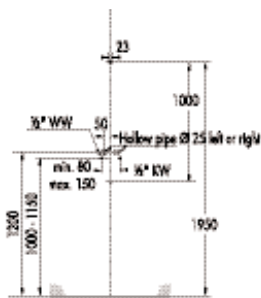
Option

Outfit	Code no.	Price
Corner mounting set	26211000	145,20

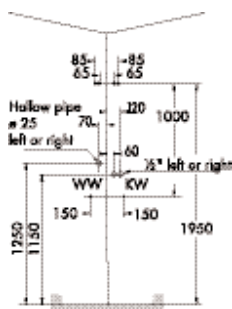
(order separately)



wall version



corner version



all measures in mm!

Pharo® Shower Panel® Moonlight M 20, Wall-/Corner Version without Light, Manual

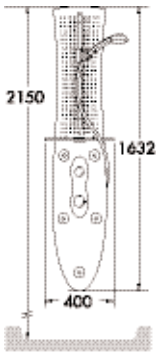
Installation requirements

- Minimum flow pressure 1,5 bar
- Not suitable for continuous flow heaters
- For corner mounting order corner mounting set separately
- Vertical dimensions from shower tray position

Standard versions

Components
 Frosted safety glass panel (etched on the back side) with glass shelf.
 Overhead-, hand- and 5 body showers. Preassembled installation unit.

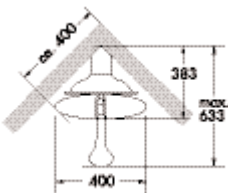
Price



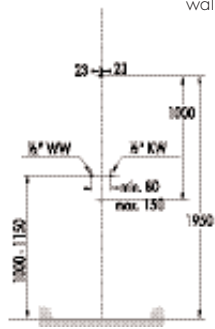
Colour	Code no.	Fittings (Axor Allegroh chrome)	Price
white frosted	26502000	chrome	1.857,60
grey/green frosted	26500000	chrome	1.857,60

Option

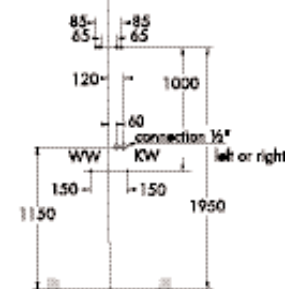
Outfit	Code no.	Price
Corner mounting set (order separately)	26211000	145,20



wall version



corner version

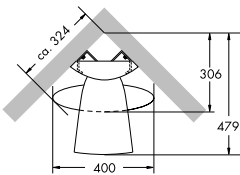
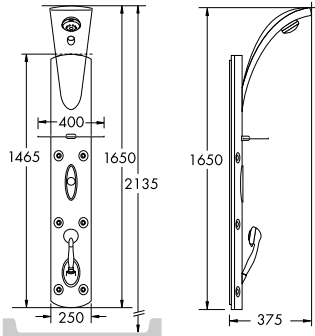


all measures in mm!

Pharo® Shower Panel® Prestige EL 40, Corner Version with Light, Electronic

- Installation requirements**
- Minimum flow pressure 2 bar
 - Dimension and position of hollow pipe to be observed
 - Not suitable for continuous flow heaters
 - Vertical dimensions from shower tray position

Standard versions



Components

Panel made from aluminium, with glass shelf. Canopy made from polyurethane. Overhead-, hand- and 6 body showers. K4 microprocessor control unit for electronic thermostatic mixer and magnetic valves, control unit. Halogen spot (12V/10W).

Price

Colour of panel

satin chrome
satin chrome
satin chrome
satin chrome
white
white
white
white
pergamon
pergamon
pergamon
pergamon
satinox
satinox
satinox
satinox

Code no.

26121000
26121880
26121090
26121810
26122000
26122880
26122090
26122810
26123000
26123880
26123090
26123810
26124000
26124880
26124090
26124810

Fittings

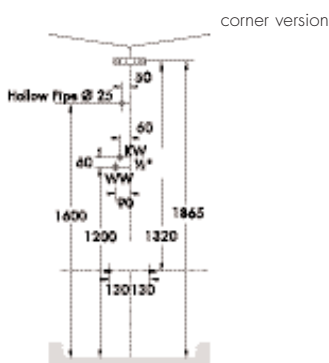
(Axor Allegroh chrome, chrome/gold, satin chrome, satinox)

chrome	2.498,40
satin chrome	2.498,40
chrome/gold	2.784,30
satinox	2.784,10
chrome	2.498,40
satin chrome	2.498,40
chrome/gold	2.784,30
satinox	2.784,10
chrome	2.498,40
satin chrome	2.498,40
chrome/gold	2.784,30
satinox	2.784,10
chrome	2.498,40
satin chrome	2.498,40
chrome/gold	2.784,10
satinox	2.784,10

Non standard versions

	Order no./Text	Price
Shower Panel Prestige EL 40	26012000 EL 40	2.554,60

Fittings/finish		Surcharge
Allegroh chrome	chrome	no surcharge
Allegroh satin chrome	satin chrome	no surcharge
Allegroh chrome/gold	chrome/gold	292,10
Allegroh satinox	satinox	292,10
	steel	292,10



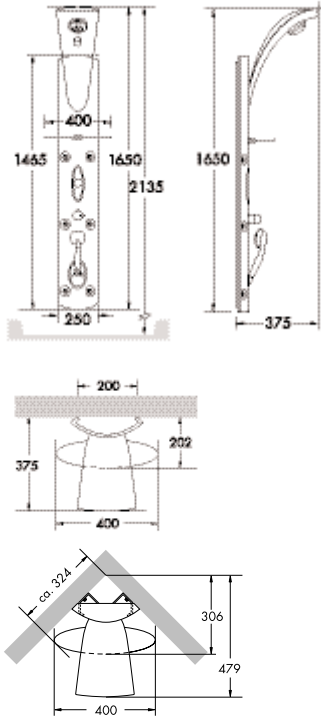
all measures in mm!

Colour of panel and canopy		
Finish code 1 satin chrome, satinox, white, pergamon	Panel „colour“ Canopy „colour“	no surcharge no surcharge
Finish code 2 edelweiss, jasmin, flanel, natura, black, star white, manhattan	Panel „colour“ Canopy „colour“	286,30 187,20
Finish code 3 special finish: indicate RAL	Panel „RAL no.“ Canopy „RAL no.“	449,20 299,50

Pharo® Shower Panel® Prestige SL 20, Wall-/Corner Version with Light, Semi Electronic

- Installation requirements**
- Minimum flow pressure 2 bar
 - Dimension and position of hollow pipe to be observed
 - Not suitable for continuous flow heaters
 - Vertical dimensions from shower tray position

Standard versions



Components

Panel made from aluminium, with glass shelf. Canopy made from polyurethan. Overhead, hand- and 6 body showers. Preassembled installation unit with K4 sensoronic control unit with magnetic valves and thermostatic mixer. Halogenspot (12V/10W).

Price

Colour of panel

- satin chrome
- satin chrome
- satin chrome
- satin chrome
- white
- white
- white
- pergamon
- pergamon
- pergamon
- pergamon
- satinox
- satinox
- satinox
- satinox

Code no.

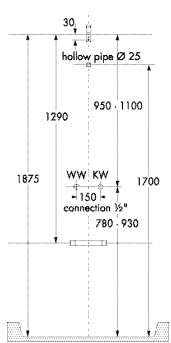
- 26131000
- 26131880
- 26131090
- 26131810
- 26132000
- 26132880
- 26132090
- 26132810
- 26133000
- 26133880
- 26133090
- 26133810
- 26134000
- 26134880
- 26134090
- 26134810

Fittings

(Axor Allegroh chrome, chrome/gold, satin chrome, satinox)

- chrome **2.219,90**
- satin chrome **2.219,90**
- chrome/gold **2.505,50**
- satinox **2.505,50**
- chrome **2.219,90**
- satin chrome **2.219,90**
- chrome/gold **2.505,50**
- satinox **2.505,50**
- chrome **2.219,90**
- satin chrome **2.219,90**
- chrome/gold **2.505,50**
- satinox **2.505,50**
- chrome **2.219,90**
- satin chrome **2.219,90**
- chrome/gold **2.505,50**
- satinox **2.505,50**

Non standard versions



wall version

Shower Panel Prestige SL 20

Order no./Text

26013000 SL 20

Price

2.269,80


Fittings/Colour

- Allegroh chrome
- Allegroh satin chrome
- Allegroh chrome/gold
- Allegroh satinox
- Steel

- chrome
- satin chrome
- chrome/gold
- satinox
- steel

Surcharge

- no surcharge
- no surcharge
- 292,10**
- 292,10**
- 292,10**



corner version

Colour for Corner Panel and canopy

Finish code 1
satin chrome, satinox, white, pergamon

Panel „colour“
Canopy „colour“

no surcharge
no surcharge

Finish code 2
edelweiss,jasmin, flanell, natura, black, star white, manhattan

Panel „colour“
Canopy „colour“

286,30
187,20

Finish code 3
special finish: indicate RAL

Panel „RAL no.“
Canopy „RAL no.“

449,20
299,50

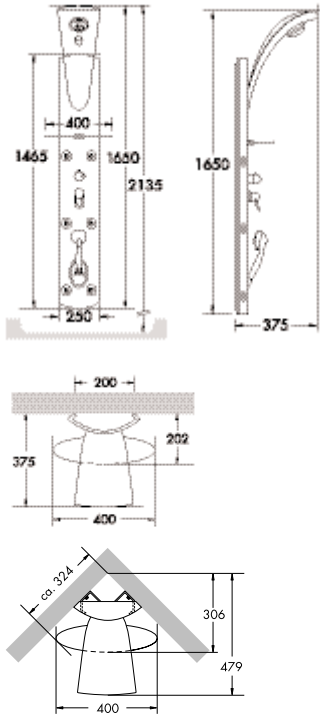
all measures in mm!

Pharo® Shower Panel® Prestige ML 20, Wall-/Corner Version with Light, Manual

Installation requirements

- Minimum flow pressure 1,5 bar
- Dimension and position of hollow pipe to be observed
- Suitable for continuous flow heaters min. 24 KW
- Vertical dimensions from shower tray position

Standard versions



Components

Panel made from aluminium, with glass shelf. Canopy made from polyurethane. Overhead, hand- and 6 body showers. Preassembled installation unit. Halogen spot (12V/10W).

Price

Colour of panel

Code no.

Fittings

(Axxor Allegroh chrome, chrome/gold, satin chrome, satinox)

satin chrome
satin chrome
satin chrome
satin chrome
white
white
white
white
pergamon
pergamon
pergamon
pergamon
satinox
satinox
satinox
satinox

26111000
26111880
26111090
26111810
26112000
26112880
26112090
26112810
26113000
26113880
26113090
26113810
26114000
26114880
26114090
26114810

chrome **1.755,40**
satin chrome **1.755,40**
chrome/gold **2.041,00**
satinox **2.041,00**
chrome **1.755,40**
satin chrome **1.755,40**
chrome/gold **2.041,00**
satinox **2.041,00**
chrome **1.755,40**
satin chrome **1.755,40**
chrome/gold **2.041,00**
satinox **2.041,00**
chrome **1.755,40**
satin chrome **1.755,40**
chrome/gold **2.041,00**
satinox **2.041,00**

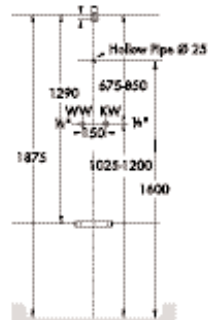
Non standard versions

Shower Panel Prestige ML 20

Order no./Text

Price

wall version



26011000 ML 20

1.755,40

Fittings/finish

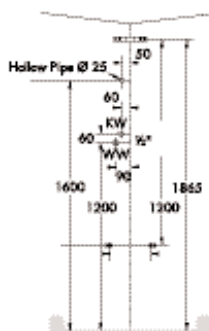
Surcharge

Allegroh chrome
Allegroh satin chrome
Allegroh chrome/gold
Allegroh satinox
Steel

chrome
satin chrome
chrome/gold
satinox
steel

no surcharge
no surcharge
292,10
292,10
292,10

corner version



Colour of Panel and canopy

Finish code 1

satin chrome, satinox, white, pergamon

Panel „colour“
Canopy „colour“

no surcharge
no surcharge

Finish code 2

edelweiss, jasmin, flanel, natura, black, star white, manhattan

Panel „colour“
Canopy „colour“

286,30
187,20

Finish code 3

special finish: indicate RAL specification

Panel „RAL no.“
Canopy „RAL no.“

449,20
299,50

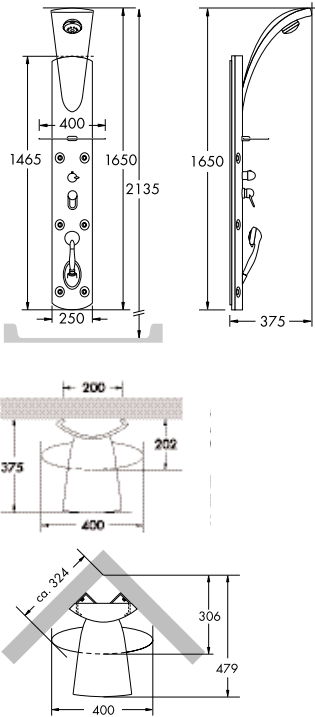
all measures in mm!

Pharo® Shower Panel® Prestige M 20, Wall-/Corner Version without Light, Manual

Installation requirements

- Minimum flow pressure 1,5 bar
- Suitable for continuous flow heaters min. 24 KW
- Vertical dimensions from shower tray position

Standard versions



Components

Panel made from aluminium, with glass shelf. Canopy made from polyurethane. Overhead-, hand- and 6 body showers. Preassembled installation unit.

Price

Colour of panel

- satin chrome
- satin chrome
- satin chrome
- satin chrome
- white
- white
- white
- white
- pergamon
- pergamon
- pergamon
- pergamon
- satinox
- satinox
- satinox
- satinox

Code no.

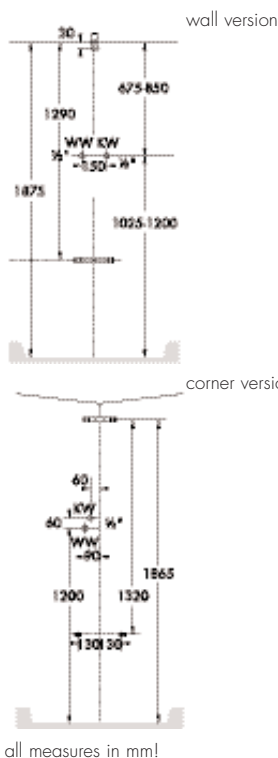
- 26101000
- 26101880
- 26101090
- 26101810
- 26102000
- 26102880
- 26102090
- 26102810
- 26103000
- 26103880
- 26103090
- 26103810
- 26104000
- 26104880
- 26104090
- 26104810

Fittings

(Axor Allegroh chrome, chrome/gold, satin chrome, satinox)

- chrome **1.518,40**
- satin chrome **1.518,40**
- chrome/gold **1.804,20**
- satinox **1.804,10**
- chrome **1.518,40**
- satin chrome **1.518,40**
- chrome/gold **1.804,20**
- satinox **1.804,10**
- chrome **1.518,40**
- satin chrome **1.518,40**
- chrome/gold **1.804,20**
- satinox **1.804,10**
- chrome **1.518,40**
- satin chrome **1.518,40**
- chrome/gold **1.804,10**
- satinox **1.804,10**

Non standard versions



Shower Panel Prestige M 20

Order no./Text

26011000 M 20

Price

1.518,40

Fittings/Colour

- Allegroh chrome
- Allegroh satin chrome
- Allegroh chrome/gold
- Allegroh satinox
- Steel

- chrome
- satin chrome
- chrome/gold
- satinox
- steel

Surcharge

- no surcharge
- no surcharge
- 292,10**
- 292,10**
- 292,10**

Colour of panel and canopy

Finish code 1

- satin chrome, satinox, white, pergamon

- Panel „colour“
- Canopy „colour“

- no surcharge
- no surcharge

Finish code 2

- edelweiss, jasmin, flanel, natura, black, star white, manhattan

- Panel „colour“
- Canopy „colour“

- 286,30**
- 187,20**

Finish code 3

- special finish: indicate RAL specification

- Panel „RAL no.“
- Canopy „RAL no.“

- 449,20**
- 299,50**

Pharo® Shower Panel® Lift M 20, Wall-/Corner Version without Light, Manual

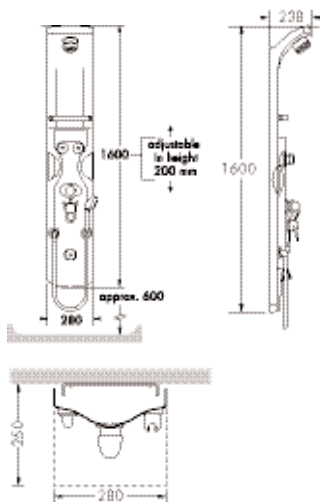
- Installation requirements**
- Minimum flow pressure 1,5 bar
 - Suitable for continuous flow heaters min. 24 KW
 - For corner mounting order corner mounting set separately
 - Vertical dimensions from shower tray position

Standard versions

Components

Panel made from acryl, ABS/PMMA reinforced, with shelf and rail, overhead,- hand- and 3 body showers. Vertically adjustable to 3 different positions in steps of 20 cm. Preassembled installation unit.

Price



Colour of panel

white
white
pergamon
pergamon
black
black
satin chrome
satin chrome

Code no.

26845000
26845090
26846000
26846090
26847000
26847090
26848000
26848090

Fittings

(Axor Allegroh chrome, chrome/gold)

chrome	1.173,20
chrome/gold	1.458,80
chrome	1.173,20
chrome/gold	1.458,80
chrome	1.324,20
chrome/gold	1.609,80
chrome	1.324,30
chrome/gold	1.609,90

Option

Outfit

Order no.

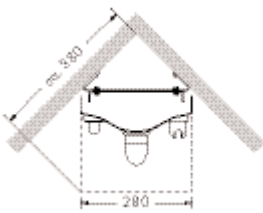
Price

Corner mounting set

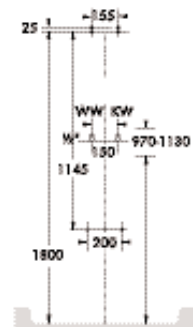
26210000

90,80

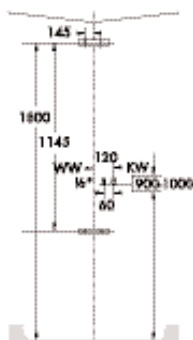
(order separately)



wall version



corner version



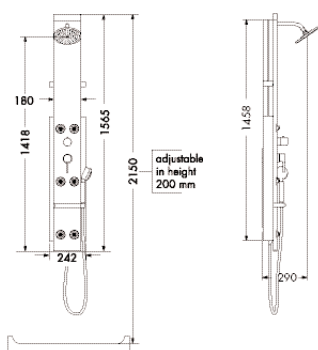
all measures in mm!

Pharo® Shower Panel® Lift 2 M 20, Wall-/Corner Version without Light, manual

Installation requirements

- Minimum flow pressure 1,5 bar
- Suitable for continuous flow heaters min. 24 KW
- For corner mounting order corner mounting set separately
- Vertical dimensions from shower tray position

Standard versions



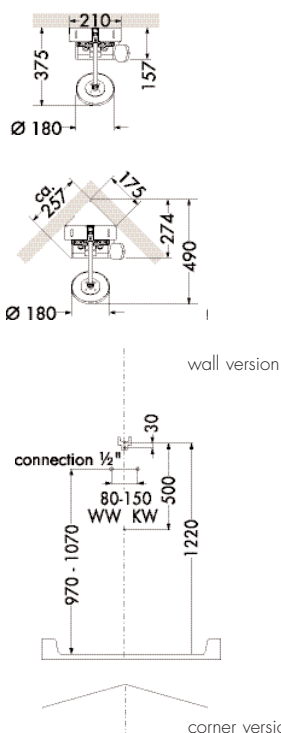
Components

Panel made from aluminium, with overhead, hand- and 6 body showers and installation box made from ABS. Vertically adjustable to 3 different positions in steps of 200 mm. 2 shelves made from ABS. Preassembled installation unit.

Price

Colour of panel	Code no.	Fittings	Price
satin chrome	26871000	chrome	1.324,80
white	26870000	chrome	1.324,80

Non standard versions



Order no./text	Price	
Shower Panel Lift 2 M 20	26005000 M 20	1.324,80

Fittings/Finish	Surcharge
chrome	no surcharge
satin chrome	no surcharge
satinox	291,90

Colour of panel, installation box, corner set	Surcharge
Finish code 1 satin chrome, satinox, white, pergamon	no surcharge no surcharge 102,10
Finish code 2 edelweiß, jasmin, flanel, natura, black, star white, manhattan	285,70 186,90 151,20
Finish code 3 special finish: indicate RAL	448,20 299,10 180,00

Option	Code no.	Price
Corner mounting set satin chrome	26215000	102,00
white	26214000	102,00
Raindance body spray normal jet	(1 piece) 28406000	9,00
massage jet	28408000	9,00
vapour spray	28409000	9,00

all measures in mm!

Pharo® Shower Panel® Comfort Plus M 20, Wall-/Corner Version without Light, Manual, for Mounting onto Bath Tub

Installation requirements

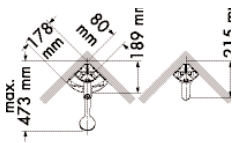
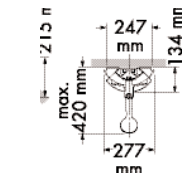
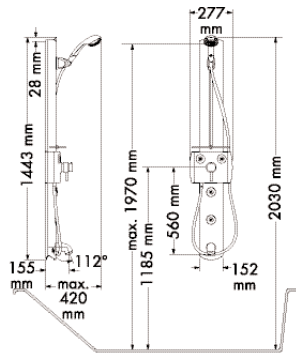
- Minimum flow pressure 1,5 bar
- Suitable for continuous flow heaters min. 24 KW
- Vertical dimensions from shower tray position

Standard versions

Components

Panel made from aluminium, with glass shelf made from acrylic. Adjustable hand shower and 4 body showers. Preassembled installation unit with thermostatic mixer and stop/diverter valve for the operation of showers and bath spout.

Price



Colour of panel

white
satin chrome

Code no.

26364000
26363000

Fittings

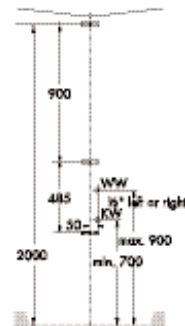
chrome
chrome

979,10
979,10

wall version



corner version

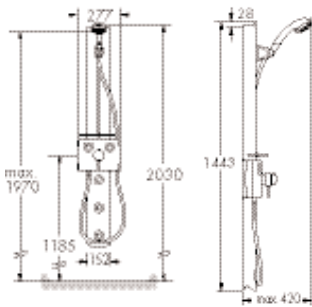


Pharo® Shower Panel® Comfort Plus M 20, Wall-/Corner Version without Light, Manual with Thermostatic Mixer (Triostat Plus)

Installation requirements

- Minimum flow pressure 1,5 bar
- Suitable for continuous flow heaters min. 24 KW
- Vertical dimensions from shower tray position

Standard versions

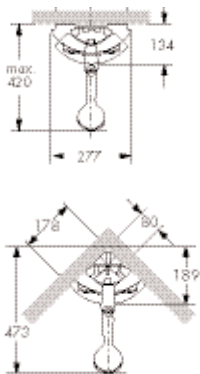


Components
Panel made from aluminium, with glass shelf made from acrylic. Adjustable hand shower and 5 body showers. Preassembled installation unit with thermostatic mixer and stop/diverter valve.

Price

Colour of panel	Code no.	Fittings	Price
white	26344000	chrome	856,20
satin chrome	26343000	chrome	856,20

Option

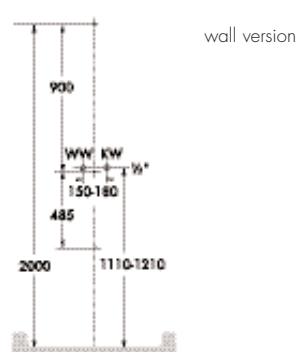


Renovation-Set

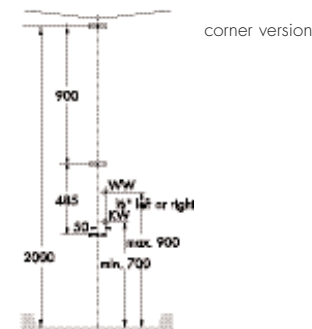
Packing to cover up existing water connections.
Two versions are available:
- Renovations-kit, corner version, Shower Panel Comfort Plus mounted in corner
- Renovations-kit wall version - water connections not centered, Shower Panel Comfort Plus mounted centered on flat wall

Components

- Renovation-set corner version: rough in, packing with 2 body showers and shelf with rail.
- Renovation-set wall version: rough in, packing with 2 body showers



wall version



corner version

all measures in mm!

Version	Colour	Order no. water supply from:		Price
		left	right	
Corner	white	26359000	26358000	258,70
Corner	satin chrome	26357000	26356000	258,70
Wall	white	26369000	26368000	196,30
Wall	satin chrome	26367000	26366000	196,30

Pharo® Shower Panel® Comfort Plus M 20, Wall-/Corner Version without Light, Manual with Single Lever Mixer

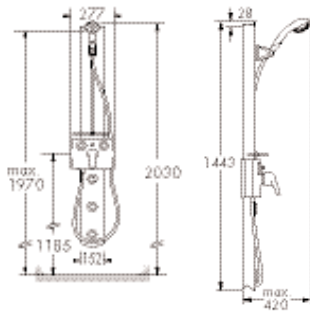
- Installation requirements**
- Minimum flow pressure 1,5 bar
 - Suitable for continuous flow heaters min. 24 KW
 - Vertical dimensions from shower tray position

Standard versions

Components

Panel made from aluminium, with glass shelf made from acrylic. Adjustable hand shower and 5 body showers. Preassembled installation unit with single lever mixer and diverter valve.

Price



Colour of panel

white
satin chrome

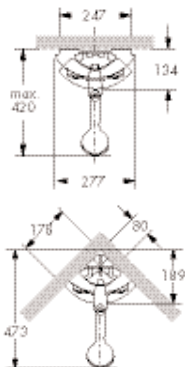
Code no.

26354000
26353000

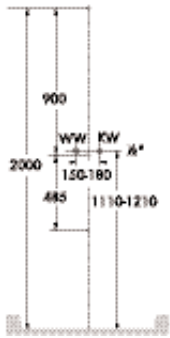
Fittings

chrome
chrome

815,00
815,00



wall version



corner version

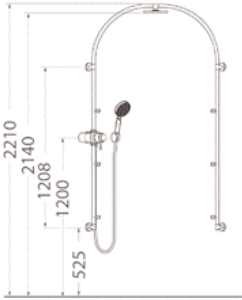


all measures in mm!

Pharo® ShowerArc®

- Installation requirements**
- Minimum flow pressure 2,5 bar
 - Suitable for continuous flow heaters min. 24 KW
 - Vertical dimensions from shower tray position

Standard versions



Components

Overhead shower Raindance Air Ø 180 mm, hand shower Raindance S AIR 100, shower support, shower hose and 6 exchangeable body sprays with massage jet. Installation unit with thermostatic mixer and stop-/diverter valve.

Price

Code no.

26396000

Fittings

chrome

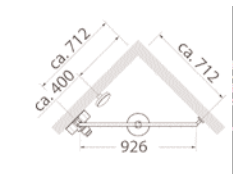
1.635,30

Option

Option

Code no.

Price



corner version

Wall-to-wall mounting set
Compensation ± 15mm

26397000

chrome

77,80

Raindance body sprays

normal jet
massage jet
vapour spray

(1 piece)

28406000

28408000

28409000

chrome

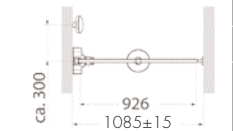
chrome

chrome

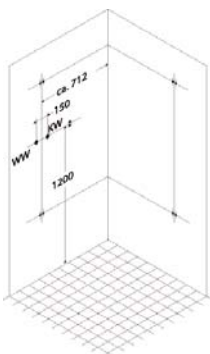
9,00

9,00

9,00



wall-to-wall version



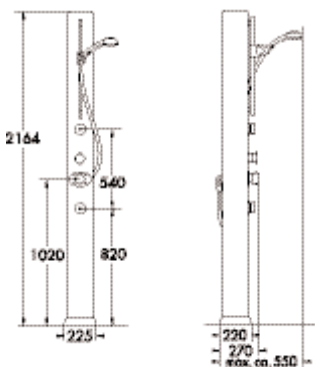
all measures in mm!

Pharo® Shower Column with Hand Shower, free standing without Light, manual

Installation requirements

- Minimum flow pressure 1,5 bar
- Suitable for continuous flow heaters min. 24 KW
- For mounting the column on stone floors order the rough in separately

Standard version



Components
 Column made from aluminium. Wall bar, hand shower and 2 body sprays.
 Preassembled installation unit with thermostatic mixer and stop-/diverter valve.

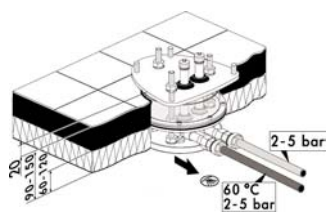
Price

Column	Code no.	Fittings (Axor Allegroh chrome)	Price
satinchrome	29812000	chrome	1.786,80

Non standard versions

	Code no./text	Price
Shower Column with hand shower	29008000	1.786,80
Colour		Price
satinchrome, satinox	Column "colour"	no surcharge
Fittings/Colour		Price
Allegroh chrome	Allegroh chrome	no surcharge
Starck chrome	Starck chrome	336,60
Starck Satinox	Starck satinox	433,70
Steel	Steel	433,70
Uno chrome	Uno chrome	336,60
Uno satinox	Uno satinox	433,70

Option



Rough in

Mounting the shower column onto stone floors the rough in has to be used.

Code no.	Price
29805180	272,20

all measures in mm!

Pharo® Shower Column with Raindance Overhead Shower, freestanding without light, manual

Installation requirements

- Minimum flow pressure 1,5 bar
- Suitable for continuous flow heaters min. 24 KW
- For mounting the column on stone floors order the rough in separately

Standardversion		Components		Price
		Column made from aluminium. Raindance Air Overhead Shower Ø 180 mm and 2 body sprays. Preassembled installation unit with thermostatic mixer and stop-/diverter valve.		
		Column	Code no.	Fittings (Axor Allegroh chrome)
Satinchrome	29118000	chrome	1.786,80	

Konfiguration	Code no./text	Price
Shower Column with overhead shower	29018000	1.786,80
Colour satinchrome, satinox	Column "Colour"	surcharge no surcharge
Fittings/Colour		no surcharge no surcharge
Allegroh chrome	Allegroh chrome	336,60
Allegroh satin chrome	Allegroh satin chrome	433,70
Starck chrome	Starck chrome	433,70
Starck satinox	Starck satinox	433,70
Steel	Steel	336,60
Uno chrome	Uno chrome	433,70
	Uno satinox	433,70

Option	Code no.	Price
	29805180	272,20
Rough in Mounting the shower column onto stone floors the rough in has to be used.		

Alle Maßangaben in mm!

Example for Ordering Pharo® Shower Panel®

Standard versions:		Code no./Text	Price
Shower Panel Prestige EL 40			
1	Shower Panel Prestige EL 40, panel/canopy satin chrome, fittings chrome		
	Code no.	26121000	2.498,40
2	Price		2.498,40
Non standard versions:		Code no./Text	Price
Shower Panel Prestige EL 40			
1	Type: Shower Panel Prestige EL 40		
	Code no./Text	26012000 EL 40	2.554,60
2	Fittings/Colour: Allegroh satinox		
	Text	satinox	292,10
3	Colour of panel: satinox		
	Text	Panel satinox	no surcharge
4	Canopy: graphit-grey metallic		
	Text	Canopy graphit-grey metallic	299,50
5			

Checklist and Order Form for non Standard Versions of Pharo® Shower Panels®

R Required

O Option

Copy this sheet and use it when dealing with your customer to specify the desired version of the Shower Panel. This form can also be used to order the shower Panel. Simply fax the completed form to your Hansgrohe sales office. Only one order per copy.

Enquiry

Order

Customer _____
 Street _____
 Zip code/City _____

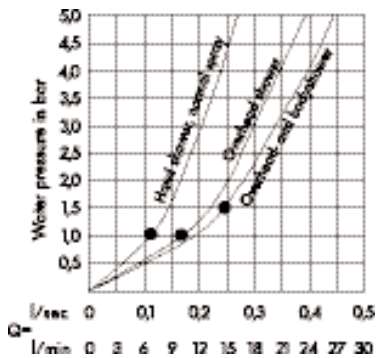
Agent _____
 Date _____
 Phone/Extension _____
 Fax _____

<input type="checkbox"/> R Model	Colour	Condition/Explanation
<input type="checkbox"/> Shower Panel Lift 2 M 20 (manual without light)	_____	If mounted into corner, order corner mounting set separately
<input type="checkbox"/> Shower Panel Prestige EL 40 (electronic with light)	_____	Corner version only
<input type="checkbox"/> Shower Panel Prestige SL 20 (semi electronic with light)	_____	Corner- and wall version
<input type="checkbox"/> Shower Panel Prestige ML 20 (manual with light)	_____	Corner- and wall version
<input type="checkbox"/> Shower Panel Prestige M 20 (manual without light)	_____	Corner- and wall version
<input type="checkbox"/> R Colour of fitting		
<input type="checkbox"/> Fitting	_____	specify fitting and colour
<input type="checkbox"/> R Colour		
<input type="checkbox"/> Profile	_____	specify colour
<input type="checkbox"/> Canopy	_____	specify colour - only Shower Panel Prestige
<input type="checkbox"/> Installation housing	_____	specify colour - only Shower Panel Lift 2
<input type="checkbox"/> R Option		
<input type="checkbox"/> Corner mounting set	_____	Necessary if Shower Panel Lift 2 is mounted into corner. Specify colour.

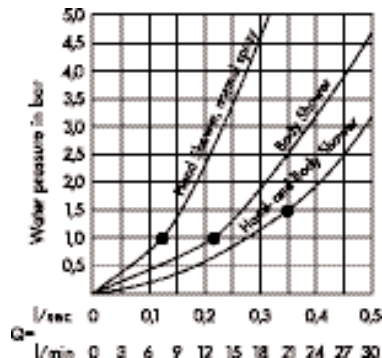
Customer, date: _____

Sales person, date: _____

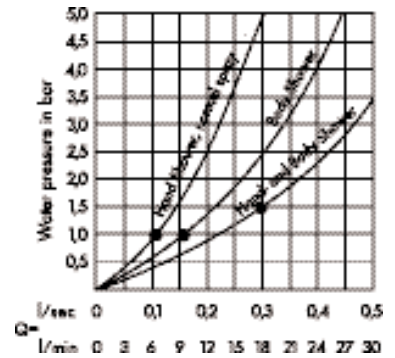
Shower Panel® Helis ML 20



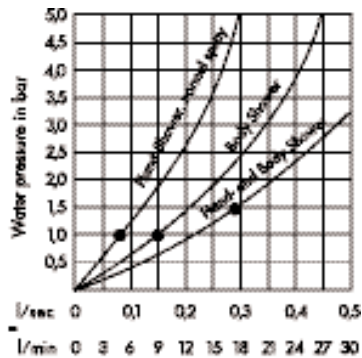
Shower Panel® Moonlight ML/M 20



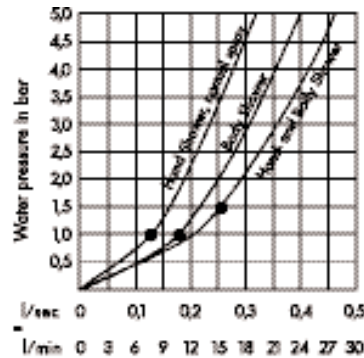
Shower Panel® Prestige EL 40



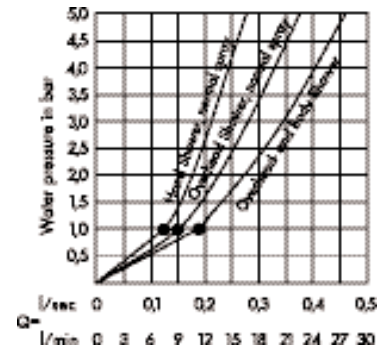
Shower Panel® Prestige SL 20



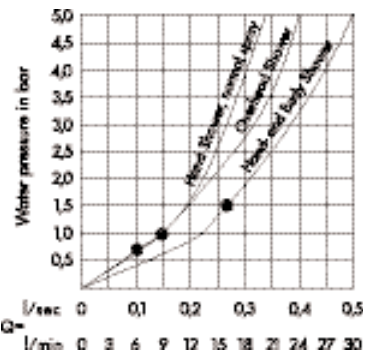
Shower Panel® Prestige ML/M 20



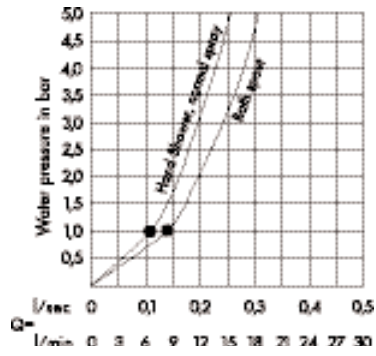
Shower Panel® Lift M 20



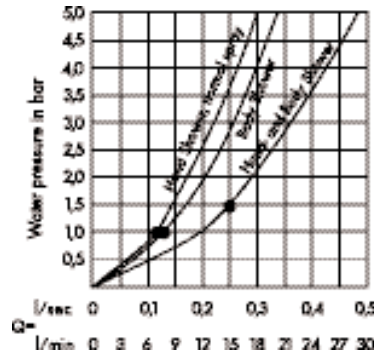
Shower Panel® Lift 2 M 20



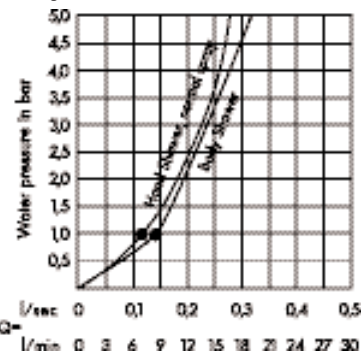
Shower Panel® Comfort Plus M 20 for bathtub



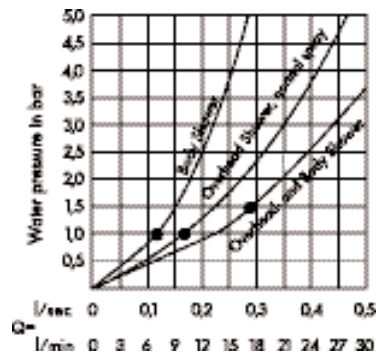
Shower Panel® Comfort Plus M 20 with Triostat



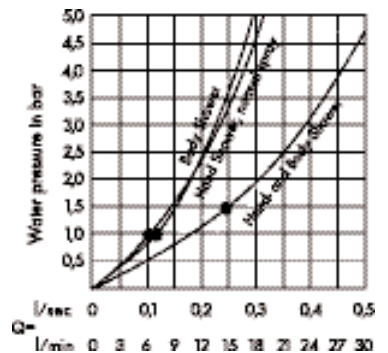
Shower Panel® Comfort Plus M 20 with single lever mixer



Shower Column with overhead shower

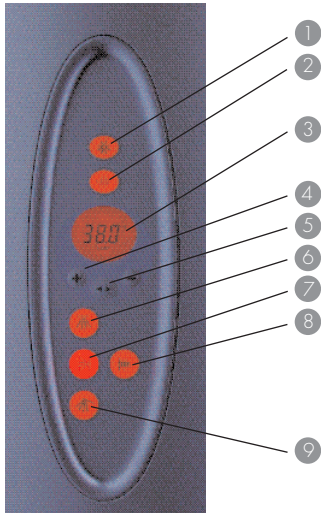


Shower Column with hand shower



Control Units for Pharo® Shower Panel®

Electronic version (K4 Electronic)



Shower Panel Prestige EL 40

- ① Light button
- ② Scald protection; for temperatures above 42° C press button
- ③ LCD display
- ④ Temperature control +/-
Timing for cascade function +/-
- ⑤ Cursor button for the selection of programme parts
- ⑥ Overhead shower
- ⑦ Body shower
- ⑧ Cascade funktions
- ⑨ Hand shower

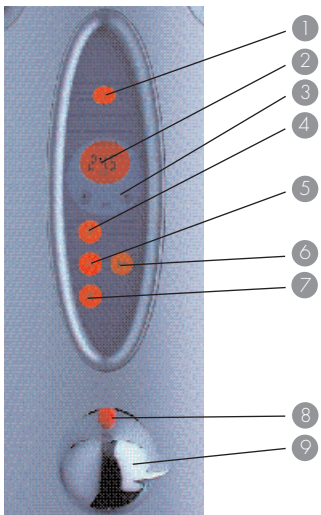
Features:

- Electronic controlled thermostatic mixer with scald protection
- Electronic controlled shower operation
- Self diagnosis
- Illuminated symbols
- LCD display indicates:
 - water temperature
 - selected timing for cascade funktion
 - error messages

Products:

- Shower Panel Prestige EL 40

Semielectronic Version (K4 Sensotronic)



Shower Panel Prestige SL 20

- ① Light button
- ② LCD display
- ③ Timing for cascade funktion +/-
- ④ Overhead shower
- ⑤ Body shower
- ⑥ Cascade funktion
- ⑦ Hand shower
- ⑧ Scald protection; for temperatures above 42° C press button
- ⑨ Thermostatic mixer 1/2"

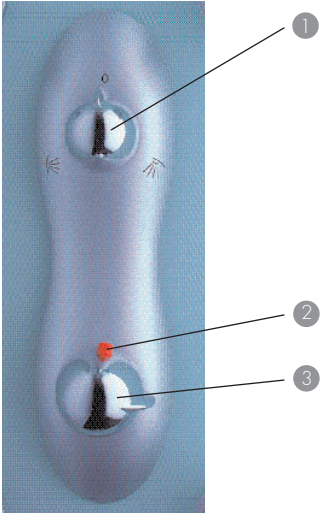
Features:

- Thermostatic mixer 1/2" with scald protection
- Shower funcions electronically controlled
- Illuminated symbols
- LCD display indicates:
 - water temperature
 - selected timing for cascade funktion

Products:

- Shower Panel Prestige SL 20

Manual (MTC Ecostat)



Shower Panel Moonlight M 20

- ① Stop-/diverter valve for hand- and body showers
- ② Scald protection; for temperatures above 38°C press button and turn knob
- ③ Thermostatic mixer 1/2"


Features:

- Thermostatic mixer with scald protection
- Stop-/diverter valve for the control and operation of hand- and body showers
- Adjustable flow rate
- Combination of two showers possible

Products:

- Shower Panel Moonlight ML/M 20
- Shower Column with hand shower
- Shower Column with overhead shower

Manual (Quattrostat Click)



- ① Scald protection; for temperatures above 38°C press button and turn knob
- ② Thermostatic mixer 1/2"
- ③ Stop-/diverter valve for hand- and body showers

Features:

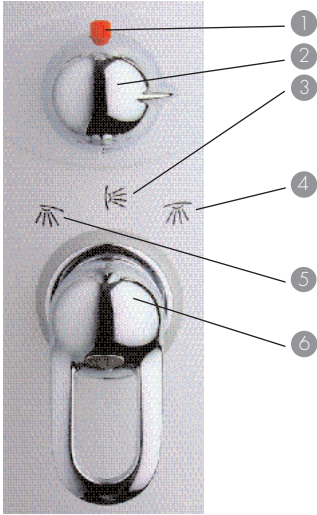
- Thermostatic mixer with scald protection
- Stop-/diverter valve for the control and operation of hand-/overhead- and body showers
- Adjustable flow rate
- Combination of two showers possible

Products:

- Shower Panel Helis M 20
- Shower Panel Prestige ML/M 20
- Shower Panel Lift 2 M 20

Control Units for Pharo® Shower Panel®

Manual (Quattrostat)



Shower Panel Lift M 20

- ① Scald protection; for temperatures above 42° C press button
- ② Thermostatic Mixer 1/2"
- ③ Body spray
- ④ Overhead shower
- ⑤ Hand shower
- ⑥ Stop-/diverter valve


Features:

- Thermostatic mixer with scald protection
- Stop-/diverter valve
- Adjustable flow rate
- Combination of two showers possible

Products:

- Shower Panel Lift M 20

Manual (Triostat Plus)



Shower Panel Comfort Plus
(Thermostat Version)

- ① MTC Thermostatic mixer 1/2"
- ② Scald protection; for temperatures above 42° C press button
- ③ Stop-/diverter valve


Features:

- Thermostatic mixer with scald protection
- Stop-/diverter valve
- Adjustable flow rate
- Combination of two showers possible

Products:

- Shower Panel Comfort Plus M 20 (Triostat Plus Version)
- Shower Panel Comfort Plus M 20 (Bath version)
- ShowerArc

Manual (single lever mixer with valve)



- 1 Diverter for the control of the body showers
- 2 Single lever mixer

Features:

- Single lever mixer with ceramic disks-
- Pull knob to switch from hand- to body shower
- Reverts automatically from shower to bath function
- Possible to switch between shower function while in operation
- Adjustable flow rate

Products:

- Shower Panel Comfort Plus M 20 (single lever mixer version)

Operational Functions

	K4 Sensotronic Steam	K4 Electronic	K4 Sensotronic	Manual: MTC (plus stop valve)	Manual: MTC	Manual Quattrostat Klick	Manual: Quattrostat	Manual: Triostat	Manual: Single lever mixer
Shower Panel									
Helis ML 20	-	-	-	-	-	●	-	-	-
Moonlight ML/M 20	-	-	-	-	●	-	-	-	-
Prestige EL 40	-	●	-	-	-	-	-	-	-
Prestige SL 20	-	-	●	-	-	-	-	-	-
Prestige ML/M 20	-	-	-	-	-	●	-	-	-
Lift M 20	-	-	-	-	-	-	●	-	-
Lift 2 M 20	-	-	-	-	-	●	-	-	-
Comfort Plus (bath version)	-	-	-	-	-	-	-	●	-
Comfort Plus (Therm. version)	-	-	-	-	-	-	-	●	-
Comfort Plus (mixer version)	-	-	-	-	-	-	-	-	●
ShowerArc	-	-	-	-	-	-	-	●	-
Shower Column with overhead-/hand shower	-	-	-	-	●	-	-	-	-

Shower Power for Pharo® Shower Panel®

Raindance AIR Overhead Shower



Normal Spray with Air
Rubit

Raindance Overhead Shower



Rain, Mix, Balance, Whirl,
Rubit

Pharo Overhead Shower



Normal-, Soft-, Massage-, Mono Spray
Quiclean and Rubit

Clubmaster Overhead Shower



Normal-, Soft-, Massage Spray
Quiclean

Aktiva A'8 Hand Shower



Normal-, Soft-, Massage-, Mono Spray
Dirtblokker, Quiclean and Rubit

Mistral Hand Shower



Normal-, Eco-, Massage Spray
Quiclean and Rubit

Uno Hand Shower



Normal-, Eco-, Massage Spray
Quiclean and Rubit

Raindance S 100 AIR 3jet



Normal Spray with air, Massage Spray
Rubit

Raindance S 150 AIR 3jet




Normal Spray with air, Massage Spray
Rubit

Bodyvette Body Shower



Normal Spray
Rubit

Pharo Massage Shower




Massage Spray
Diffusor made of Silikon

Multispray Body Shower



Normal-, Massage-, Vapour Spray
(Diffusor exchangeable)
Rubit or Silikon Body

Raindance Body Shower



Diffusor	Code No.	Colour	Price
Normal Spray	28406000	chrome	9,00
	28406810	satinox	12,00
	28406880	satın chrome	12,00
Massage Spray	28408000	chrome	9,00
	28408810	satinox	12,00
	28408880	satın chrome	12,00
Vapour Spray	28409000	chrome	9,00
	28409810	satinox	12,00
	28409880	satın chrome	12,00

Shower Panel

- Option Shower Panel Lift 2
- Option ShowerArc

Shower Fittings

	Raindance Air Overhead Shower	Raindance Overhead Shower	Clubmaster Overhead Shower	Pharo Overhead Shower	Aktiva A'8 Hand Shower	Mistral Hand Shower	Uno Hand Shower	Raindance Hand Shower	Bodyvette Body Shower	Pharo Massage Shower	Raindance Body Shower
Shower Panel											
Helis ML 20	-	-	-	●	●	-	-	-	-	●	-
Moonlight ML/M 20	-	-	-	-	●	-	-	-	●	-	-
Prestige (all Versions)	-	●	-	-	-	●	-	-	-	●	-
Lift M 20	●	-	●	-	-	●	●	-	●	-	-
Lift 2 M 20	-	-	-	-	-	-	-	-	-	-	●
Comfort Plus (all Versions)	-	-	-	-	-	-	-	●	-	●	-
ShowerArc	●	-	-	-	-	-	-	●	-	-	●
Shower Column											
Overhead Shower	●	-	-	-	-	-	-	-	●	-	-
Hand Shower	-	-	-	-	-	-	-	-	●	-	-

Trimming for Pharo® Shower Panel®


● Standard ○ Option - not available

	Helis ML 20	Moonlight ML 20	Moonlight M 20	Prestige EL 40	Prestige SL 20	Prestige ML 20	Prestige M20	Lift M 20	Lift 2 M 20	Comfort Plus for bathub	Comfort Plus with Triostat Plus	Comfort Plus with single lever mixer	ShowerArc	Shower Column with overhead shower	Shower Column with hand shower
Model															
wall version	●	●	●	-	●	●	●	●	●	●	●	●	-	-	-
wall-to-wall version	-	-	-	-	-	-	-	-	-	-	-	-	●	-	-
corner version	○	○	○	●	●	●	●	○	○	●	●	●	●	-	-
free standing	-	-	-	-	-	-	-	-	-	-	-	-	-	●	●
Recommended min. water pressure (bar)	1,5	1,5	1,5	2,0	2,0	1,5	1,5	1,5	1,5	1,5	1,5	1,5	3,0	1,5	1,5
Suitable for continuous flow heaters (min.xKW)	24	-	-	-	-	24	24	24	24	24	24	24	24	24	24
Minimum room height required (m)	2,20	2,20	2,20	2,17	2,17	2,17	2,17	2,25	2,2	2,10	2,10	2,10	2,25	2,25	2,25
Panel-/column/profile made of:															
Resin	●	-	-	-	-	-	-	-	-	-	-	-	-	-	-
Aluminium	-	-	-	●	●	●	●	-	●	●	●	●	●	●	●
ABS/PMMA	-	-	-	-	-	-	-	●	-	-	-	-	-	-	-
Brass	-	-	-	-	-	-	-	-	-	-	-	-	●	-	-
Glass	-	●	●	-	-	-	-	-	-	-	-	-	-	-	-
Box made of ABS	-	-	-	-	-	-	-	-	●	-	-	-	-	-	-
Canopy made of plastic	-	-	-	●	●	●	●	-	-	-	-	-	-	-	-
Thermostatic mixer (1/2")															
manual	●	●	●	-	●	●	●	●	●	●	●	-	●	●	●
electronic	-	-	-	●	-	-	-	-	-	-	-	-	-	-	-
Stop-/diverter valve															
manual	●	●	●	-	-	●	●	●	●	●	●	●	●	●	●
electronic	-	-	-	●	●	-	-	-	-	-	-	-	-	-	-
Showers (number)															
body showers	5	5	5	6	6	6	6	3	6	4	5	5	6	2	2
hand shower Aktiva A'8	1	1	1	-	-	-	-	-	-	-	-	-	-	-	1
hand shower Mistral	-	-	-	1	1	1	1	1	-	-	-	-	-	-	-
hand shower Uno	-	-	-	-	-	-	-	-	1	-	-	-	-	-	-
Raindance AIR hand shower	-	-	-	-	-	-	-	-	-	●	●	●	●	-	-
hand shower adjustable in height	-	●	●	-	-	-	-	-	-	●	●	●	-	-	●
Raindance overhead shower	-	-	-	1	1	1	1	-	-	-	-	-	-	-	-
Raindance AIR overhead shower	-	-	-	-	-	-	-	-	1	-	-	-	1	-	-
Pharo overhead shower	1	-	-	-	-	-	-	-	-	-	-	-	-	-	-
Clubmaster overhead shower	-	-	-	-	-	-	-	1	-	-	-	-	1	1	-
overhead shower with ball pivot	●	-	-	●	●	●	●	●	●	-	-	-	-	●	-
Cascade function	-	-	-	●	●	-	-	-	-	-	-	-	-	-	-
Combination of showers possible	●	●	●	●	●	●	●	●	●	●	●	●	●	●	●
Bath spout	-	-	-	-	-	-	-	-	-	●	-	-	-	-	-
Shower panel adjustable in height (200 mm)	-	-	-	-	-	-	-	●	●	-	-	-	-	-	-
Lighting															
Halogen (12V/10W)	●	-	-	●	●	●	-	-	-	-	-	-	-	-	-
LED	-	●	-	-	-	-	-	-	-	-	-	-	-	-	-
Optional colours for															
panel	-	-	-	○	○	○	○	-	○	-	-	-	-	-	-
box	-	-	-	-	-	-	-	-	○	-	-	-	-	-	-
canopy	-	-	-	○	○	○	○	-	-	-	-	-	-	-	-
Shelf	●	●	●	●	●	●	●	●	●	●	●	●	-	-	-
Rail for shower support	-	-	-	-	-	-	-	-	-	●	●	●	-	-	-




Product Range of Pharo® Shower Temple®

Shower Temple® DL 40 Deluxe




1000x1000
1150x1150

Shower Temple® ST 40 Steam



1000x1000
1150x1150

Shower Temple® SL 40 Sensotronic



900x900
1000x1000
1150x1150

Shower Temple® ML 40 Manual



900x900
1000x1000
1150x1150

Shower Temple® 100 Quadra ML 40




1000x1000

Shower Temple® 100 Quadra M 40



1000x1000

Shower Temple® 90 Quadra ML 40



900x900

Shower Temple® 90 Quadra M 40



900x900

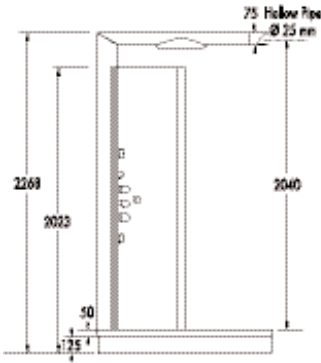
	Page
Shower Temple®: Code Numbers and Prices	
Pharo Shower Temple 100 Quadra ML 40 Corner version manual - with light	32
Pharo Shower Temple 100 Quadra M 40 Corner version manual - without light	34
Pharo Shower Temple 90 Quadra ML 40 Corner version manual - with light	36
Pharo Shower Temple 90 Quadra M 40 Corner version manual - without light	38
Pharo Shower Temple 115 DL 40 DeLuxe Corner version semi electronic - with steam	40
Pharo Shower Temple 115 ST 40 Steam Corner version semi electronic - with light, with steam	42
Pharo Shower Temple 115 SL 40 Sensotronic Corner version semi electronic - with light	44
Pharo Shower Temple 115 ML 40 manual Corner version manual - with light	46
Pharo Shower Temple 100 DL 40 DeLuxe Corner version semi electronic - with steam	48
Pharo Shower Temple 100 ST 40 Steam Corner version semi electronic - with light, with steam	50
Pharo Shower Temple 100 SL 40 Sensotronic Corner version halbelektronisch - mit light	52
Pharo Shower Temple 100 ML 40 manual Corner version manual - with light	54
Pharo Shower Temple 90 SL 40 Sensotronic Corner version semi electronic - with light	56
Pharo Shower Temple 90 ML 40 manual Corner version manual - mit light	58
Example order and order form for Pharo Shower Temple Quadra DeLuxe / Steam	60
Example order and order form for Pharo Shower Temple DL / ST 40 DeLuxe / Steam	62
Example order and order form for Pharo Shower Temple SL / ML 40 Sensotronic / Manuell	64
Flow rates of Pharo Shower Temple	66
General installation instructions for Pharo Shower Temple	67
System variations of Pharo Shower Temple	68
Control units for Pharo Shower Temple	69
Shower Power for Pharo Shower Temple	71
Options for Pharo Shower Temple	72
Trimmings for Pharo Shower Temple	75

Pharo® Shower Temple® 100 Quadra ML 40, Corner Version with Light, Manual

Installation requirements

- Minimum flow pressure 2 bar
- Dimension and position of hollow pipe to be observed
- Not suitable for continuous flow heaters; use only 2 showers at the same time
- Vertical dimensions **only** for installation **with** plinth and roof element

Standard versions



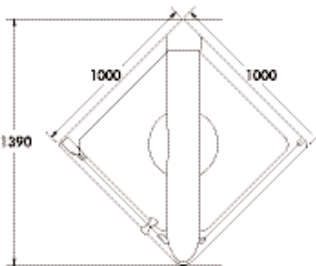
Components

Tray made of steel/enamel with waste Staro 90. ESG glass, columns, crossbeam and panel made from aluminium. Preassembled installation unit with overhead-, hand- and 2 body showers, 2 hologen spots (40 Watt).

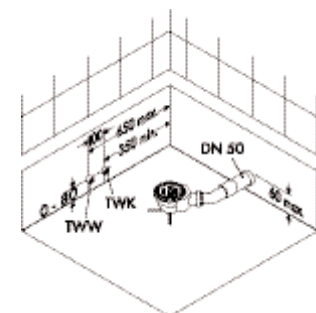
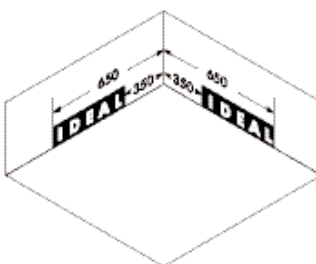
Price

Tray	Column Crossbeam Hinges	Code no. Door hinges	Fittings (Axor Allegroh chrome)	Price
white	satin chrome	left right 29360000 29380000	chrome	5.014,60

Non standard versions



hinges left



all measures in mm!

	Code no./Text	Price
Shower Temple 100 Quadra	29011000	5.014,60
Door hinges		Surcharge
left right	left right	no surcharge no surcharge
Fittings/Colour		
Allegroh chrome	chrome	no surcharge
Allegroh satin chrome	satin chrome	no surcharge
Allegroh chrom/gold	chrome/gold	286,40
Uno Zero satinox	satinox	286,40
Colour of tray		
white	Tray white	no surcharge
pergamon	Tray pergamon	410,20
edelweiss	Tray edelweiss	410,20
Column, crossbeam, door handle		
satin chrome	Column satin chrome	no surcharge
satinox	Column satinox	no surcharge
white	Column white	no surcharge
pergamon	Column pergamon	546,30
edelweiss	Column edelweiss	546,30
Hinge, frame		
satin chrome	Hinge satin chrome	no surcharge
satinox	Hinge satinox	no surcharge

Pharo® Shower Temple® 100 Quadra ML 40, Corner Version with Light, manual

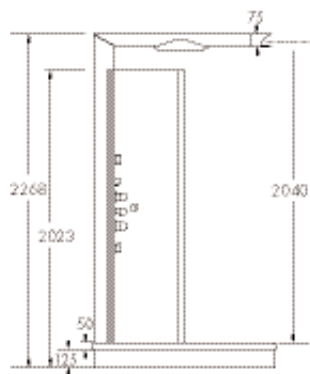
<i>Option</i>	Components	Code no.	<i>Price</i>
<i>Plinth</i>	Colour of plinth		
	white	29600450	346,60
	pergamon	29600410	460,50
	edelweiss	29601000	460,50
<i>Tit-up seat</i>	Seat satin chrome	29730000	393,30
<i>Tray coating</i>		Text	
	Antiskid	Antiskid	103,50
<i>further options</i>	see page 73 + 74		

Pharo® Shower Temple® 100 Quadra M 40, Corner Version without Light, Manual

Installation requirements

- Minimum flow pressure 2 bar
- Not suitable for continuous flow heaters; use only 2 showers at the same time
- Vertical dimensions **only** for installation **with** plinth and roof element

Standard versions



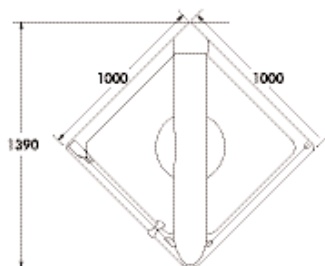
Components

Tray made of steel/enamel with waste Staro 90. ESG glass, columns, cross-beam and panel made from aluminium. Preassembled installation unit with overhead-, hand- and 2 body showers.

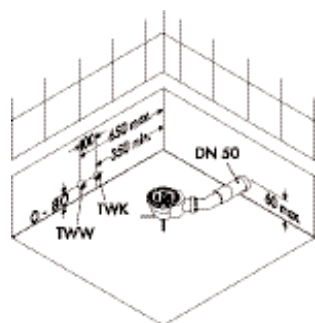
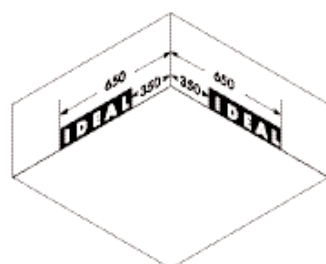
Price

Tray	Column Crossbeam Hinges	Code no. Door hinges	Fittings (Axor Allegroh chrome)	Price
white	satin chrome	left right 29420000 29430000	chrome	4.662,00

Non standard versions



hinges left



all measures in mm!

	Code no./Text	Price
Shower Temple 100 Quadra	29013000	4.662,00

Door hinges		Surcharge
left	left	no surcharge
right	right	no surcharge

Fittings/colour		Price
Allegroh chrome	chrome	no surcharge
Allegroh satin chrome	satin chrome	no surcharge
Allegroh chrome/gold	chrome/gold	286,40
Uno Zero satinox	satinox	286,40

Colour of tray		Price
white	Tray white	no surcharge
pergamon	Tray pergamon	410,20
edelweiss	Tray edelweiss	410,20

Column, crossbeam, door handle		Price
satin chrome	Column satin chrome	no surcharge
satinox	Column satinox	no surcharge
white	Column white	no surcharge
pergamon	Column pergamon	546,30
edelweiss	Column edelweiss	546,30

Hinge, Profile		Price
satin chrome	Hinge satin chrome	no surcharge
satinox	Hinge satinox	no surcharge

Pharo® Shower Temple® 100 Quadra M 40, Corner Version without Light,
manual

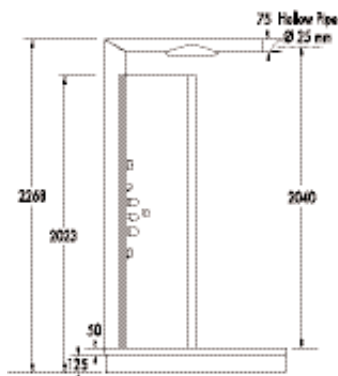
<i>Option</i>	Components	Code no.	<i>Price</i>
<i>Plinth</i>	Colour of plinth		
	white	29600450	346,60
	pergamon	29600410	460,50
	edelweiss	29601000	460,50
<i>Tit-up seat</i>	Seat satin chrome	29730000	393,30
<i>Tray coating</i>		Text	
	Antiskid	Antiskid	103,50
<i>further options</i>	see page 73 + 74		

Pharo® Shower Temple® 90 Quadra ML 40, Corner Version with Light, Manual

Installation requirements

- Minimum flow pressure 2 bar
- Dimension and position of hollow pipe to be observed
- Not suitable for continuous flow heaters; use only 2 showers at the same time
- Vertical dimensions **only** for installation **with** plinth and roof element

Standard versions



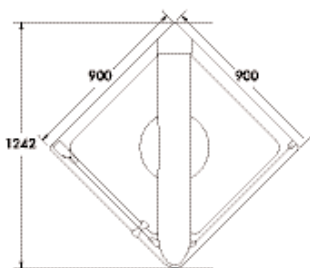
Components

Tray made of steel/enamel with waste Staro 90. ESG glass, columns, cross-beam and panel made from aluminium. Preassembled installation unit with overhead-, hand- and 2 body showers.

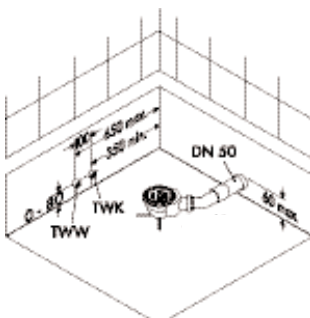
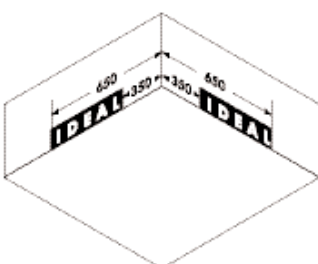
Price

Tray	Column Crossbeam Hinges	Order no. Door hinges	Fitting (Axor Allegroh chrome, Axor Uno Zero handle satinox)	Price
white	satin chrome	left 29350000	right 29370000	chrome 4.446,10

Non Standard versions



hinges left



all measures in mm!

	Code no./Text	Price
Shower Temple 90 Quadra	29004000	4.446,10
Door hinges		Surcharge
left right	left right	no surcharge no surcharge
Fittings/colour		Surcharge
Allegroh chrome Allegroh satin chrome Allegroh chrome/gold Uno Zero satinox	chrome satin chrome chrome/gold satinox	no surcharge no surcharge 284,60 284,60
Colour of tray		
white pergamon edelweiss	Tray white Tray pergamon Tray edelweiss	no surcharge 363,60 363,60
Column, crossbeam, door handle		
satin chrome satinox white pergamon edelweiss	Column satin chrome Column satinox Column white Column pergamon Column edelweiss	no surcharge no surcharge no surcharge 484,60 484,60
Hinge, frame		
satin chrome satinox	Hinge satin chrome Hinge satinox	no surcharge no surcharge

Pharo® Shower Temple® 90 Quadra ML 40, Corner Version with Light, manual

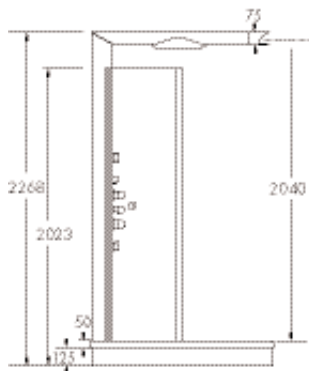
<i>Option</i>	Components	Code no.	<i>Price</i>
<i>Plinth</i>	Colour of plinth		
	white	29560450	307,30
	pergamon	29560410	408,20
	edelweiß	29561000	408,20
<i>Tip-up seat</i>	Antiskid	29730000	393,30
<i>Tray coating</i>		text	
	Antiskid	Antiskid	103,50
<i>further options</i>	see page 73 + 74		

Pharo® Shower Temple® 90 Quadra M 40, Corner Version without Light, Manual

Installation requirements

- Minimum flow pressure 2 bar
- Not suitable for continuous flow heaters; use only 2 showers at the same time
- Vertical dimensions **only** for installation **with** plinth and roof element

Standard versions



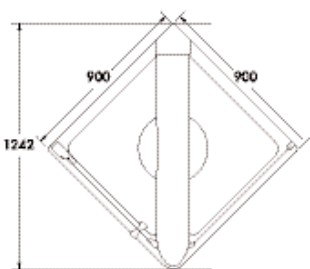
Components

Tray made of steel/enamel with waste Staro 90. ESG glass, columns, cross-beam and panel made from aluminium. Preassembled installation unit with overhead-, hand- and 2 body showers.

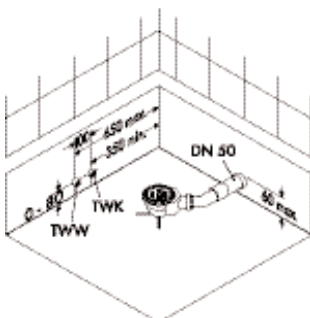
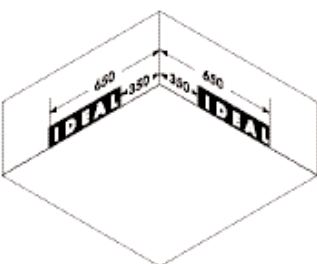
Price

Tray	Column Crossbeam Hinges	Code no. Door hinges	Fittings (Axor Allegroh chrome, Axor Uno Zero handle, satinox)	Price
white	satin chrome	left 29400000	right 29410000	chrome 4.080,60

Non standard versions



hinges left



all measures in mm!

	Code no./Text	Price
Shower Temple 90 Quadra	29014000	4.080,60
Door hinges		Surcharge
left	left	<i>no surcharge</i>
right	right	<i>no surcharge</i>
Fittings/colour		Surcharge
Allegroh chrome	chrome	<i>no surcharge</i>
Allegroh satin chrome	satin chrome	<i>no surcharge</i>
Allegroh chrome/gold	chrome/gold	284,60
Uno Zero satinox	satinox	284,60
Colour of tray		
white	Tray white	<i>no surcharge</i>
pergamon	Tray pergamon	363,60
edelweiss	Tray edelweiss	363,60
Column, crossbeam, door handle		
satin chrome	Column satin chrome	<i>no surcharge</i>
satinox	Column satinox	<i>no surcharge</i>
white	Column white	<i>no surcharge</i>
pergamon	Column pergamon	484,60
edelweiss	Column edelweiss	484,60
Hinge, frame		
satin chrome	Hinge satin chrome	<i>no surcharge</i>
satinox	Hinge satinox	<i>no surcharge</i>

Pharo® Shower Temple® 90 Quadra M 40, Corner Version without Light,
manual

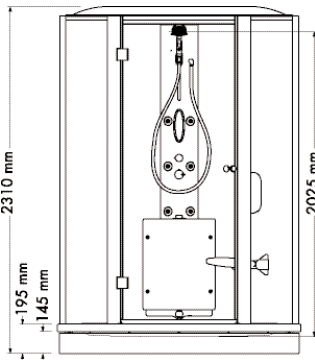
<i>Option</i>	Components	Code no.	<i>Price</i>
<i>Plinth</i>	Colour of plinth		
	white	29560450	307,30
	pergamon	29560410	408,20
	edelweiß	29561000	408,20
<i>Tip-up seat</i>	Antiskid	29730000	393,30
<i>Tray coating</i>		text	
	Antiskid	Antiskid	103,50
<i>further options</i>	see page 73 + 74		

Pharo® Shower Temple® 115 DL 40 DeLuxe, Corner Version with Light, Semi Electronic Version with Steam

Installation requirements

- Power supply of the steam generator according to VDE 0100
- Dimension and position of hollow pipe to be observed
- Not suitable for continuous flow heaters; min. flow pressure 2,5 bars
- Vertical dimensions **only** for installation **with** plinth and roof element

Standard versions



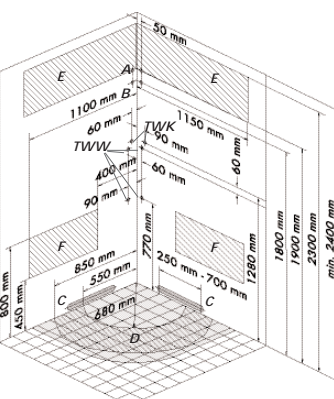
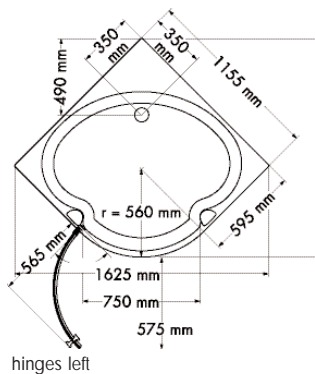
Components

Tray made of steel/enamel with waste Staro 90. ESG glass, columns and corner panel made from aluminium. Roof made from Acryl with halogen lighting (40 Watt) and LED colour light modul. Preassembled installation unit with thermostatic mixer and control unit, magnetic valves for shower operation, integrated steam generator (3,3 KW), fragrance dosing system, loudspeaker, tip-up seat.

Price

Tray	Columns	Code no.	Fittings	13.185,90
Roof	Corner panel	Door hinges	(Axor Allegroh chrome)	
Box for Steam-generator		left	right	
white	satin chrome	29257000	29157000	

Non standard versions



- A: hollow pipe 1 (∅25 mm)
- B: hollow pipe 2 (∅25 mm)
- C: area for discharge (wall)
- D: area for discharge (floor)
- E: reinforcement for roof
- F: reinforcement for seat
- TWW**: warm water
- TWK**: cold water
- **left or right of corner

all measures in mm!

Shower Temple 115 DL 40	Code no.	29057000	Price	13.185,90
-------------------------	----------	----------	-------	-----------

Door hinges	Code no./Text	Surcharge
left	left	no surcharge
right	right	no surcharge

Colour of tray		
Option plinth		
Finish code 1 white, pergamon	Tray „colour“ 29715980 plinth „colour“	no surcharge 383,00
Finish code 2 edelweiss, jasmin, flanel, natura, black, star white, manhattan	Tray „colour“ 29715980 plinth „colour“	440,90 538,20
Finish code 3 special finish: indicate RAL	Tray „RAL no.“ 29715980 plinth „RAL no.“	745,20 743,10

Columns, corner panel, box for steam generator		
Finish code 1 satin chrome, satinox, white, pergamon	Column „colour“ Corner panel „colour“ Box „colour“	no surcharge no surcharge no surcharge
Finish code 2 edelweiss, jasmin, flanel, natura, black, star white, manhattan	Column „colour“ Corner panel „colour“ Box „colour“	1.055,70 610,70 383,00
Finish code 3 special finish: indicate RAL specification	Column „RAL no.“ Corner panel „RAL no.“ Box „RAL no.“	1.583,60 977,00 595,10

Pharo® Shower Temple® 115 DL 40 DeLuxe, Corner Version mit Light, semi Electronic Version with Steam

Non standard versions	Roof, option cover	Code no./Text	Surcharge
	Finish code 1 satin chrome, satinox, white, pergamon	Roof „colour“ 29725980 „colour“	no surcharge 553,70
	Finish code 2 edelweiss, jasmin, flanell, natura, black, star white, manhattan	Roof „colour“ 29725980 „colour“	993,60 817,70
	Finish code 3 special finish: indicate RAL specification	Roof „RAL No.“ 29725980 „RAL No.“	1.542,20 1.076,40

Fitting	Colour		
Allegroh	chrome	Allegroh chrome	no surcharge
	satln chrome	Allegroh satln chrome	no surcharge
	chrome/gold	Allegroh chrome/gold	317,40
Carlton	chrome	Carlton chrome	108,70
	chrome/gold	Carlton chrome/gold	426,10
Starck	chrome	Starck chrome	108,70
	satinox	Starck Satinox	426,10
Uno	chrome	Uno chrome	108,70
	satinox	Uno satinox	426,10

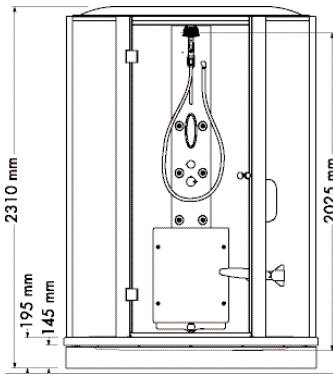
Option plinth	Components	Code no./text	Price
	Plinth white	29715450	383,00
Roof (Acryl)	Roof white	29725450	553,70
Tip-up seat	Seat satln chrome	29730000	393,30
Tray coating	Antiskid	Antiskid	227,70
Fragrance dosing system	Fragrance dosing system	Fragrance system	364,30
Overhead shower Raindance Air Ø 240 mm	Overhead shower Raindance Air	Overhead shower Raindance Air	129,40
further options	see page 73 + 74		

Pharo® Shower Temple® 115 ST 40 Steam, Corner Version with Light, Semi Electronic Version with Steam

Installation requirements

- Power supply of the steam generator according to VDE 0100
- Dimension and position of hollow pipe to be observed
- Not suitable for continuous flow heaters; min. flow pressure 2,5 bars
- Vertical dimensions **only** for installation **with** plinth and roof element

Standard versions



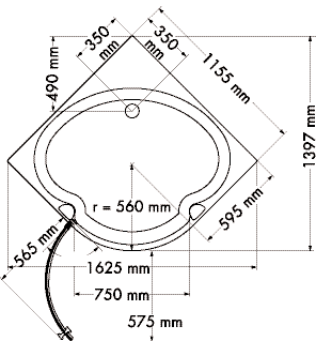
Components

Tray made of steel/enamel with waste Staro 90, ESG glass, columns and corner panel made from aluminium. Roof made from Acryl with halogen lighting (40 Watt) and LED colour light modul. Preassembled installation unit with thermostatic mixer and control unit, magnetic valves for shower operation, integrated steam generator (3,3 KW), loudspeaker, tip-up seat.

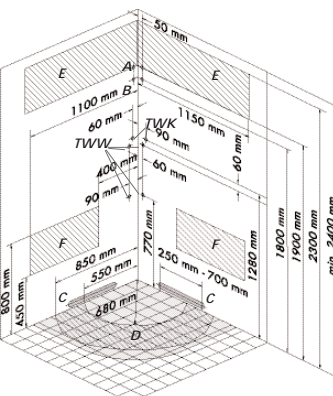
Price

Tray Roof Box for Steam- generator white	Columns Corner panel satin chrome	Code no. Door hinges left right 29247000 29147000	Fittings (Axor Allegroh chrome) chrome	11.240,00
---	---	--	--	------------------

Non standard versions



hinges left



- A: hollow pipe 1 (∅25 mm)
- B: hollow pipe 2 (∅25 mm)
- C: area for discharge (wall)
- D: area for discharge (floor)
- E: reinforcement for roof
- F: reinforcement for seat
- TWW*: warm water
- TWK*: cold water
- **left or right of corner

all measures in mm!

Shower Temple 115 ST 40	Code no. 29047000	Price 11.240,00
-------------------------	----------------------	---------------------------

Door hinges	Code no./Text	Surcharge
left right	left right	no surcharge no surcharge

Colour fo tray Option plinth		
Finish code 1 white, pergamon	Tray „colour“ 29715980 plinth „colour“	no surcharge 383,00
Finish code 2 edelweiss, jasmin, flanell, natura, black, star white, manhattan	Tray „colour“ 29715980 plinth „colour“	440,90 538,20
Finish code 3 special finish: indicate RAL specification	Tray „RAL no.“ 29715980 plinth „RAL no.“	745,20 743,10

Columns, corner panel, box for steam generator		
Finish code 1 satin chrome, satinox, white, pergamon	Column „colour“ Corner panel „colour“ Box „colour“	no surcharge no surcharge no surcharge
Finish code 2 edelweiss, jasmin, flanell, natura, black, star white, manhattan	Column „colour“ Corner panel „colour“ Box „colour“	1.055,70 610,70 383,00
Finish code 3 special finish: indicate RAL specification	Column „RAL no.“ Corner panel „RAL no.“ Box „RAL no.“	1.583,60 977,00 595,10

Pharo® Shower Temple® 115 ST 40 Steam, Corner version with Light,
Semi Electronic Version with Steam

Non standard versions	Roof, option cover	Code no./Text	Surcharge
	Finish code 1 satin chrome, satinox, white, pergamon	Roof „colour“ 29725980 Dab. „colour“	<i>no surcharge</i> 553,70
	Finish code 2 edelweißjasmin, flanel, natura, black, star white, manhattan	Roof „colour“ 29725980 Dab. „colour“	933,60 817,70
	Finish code 3 special finish: indicate RAL specification	Roof „RAL No.“ 29725980 Dab. „RAL No.“	1.542,20 1.076,40

Armatur	Colour		
Allegroh	chrome	Allegroh chrome	<i>no surcharge</i>
	satin chrome	Allegroh satin chrome	<i>no surcharge</i>
	chrome/gold	Allegroh chrome/gold	317,40
Carlton	chrome	Carlton chrome	108,70
	chrome/gold	Carlton chrome/gold	426,10
Starck	chrome	Starck chrome	108,70
	satinox	Starck satinox	426,10
Uno	chrome	Uno chrome	108,70
	satinox	Uno satinox	426,10

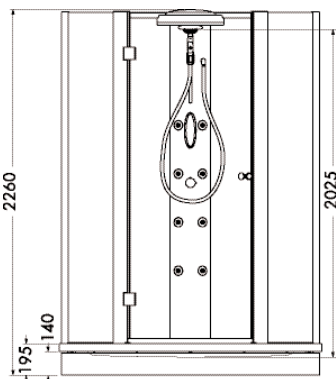
Option	Components	Code no./text	Price
Plinth	Plinth white	29715450	383,00
Roof (Acryl)	Roof white	29725450	553,70
Tip-up seat	Seat satin chrome	29730000	393,30
Tray coating	Antiskid	Antiskid	227,70
Fragrance dispenser	Adjustable fragrance dispenser	Fragrance dispenser	364,30
Columns	6 additional body showers placed on 2 columns	Columns	548,60
Colour light	Colour light modul operated via K4 control unit	Colour light modul	1.397,30
Overhead shower Raindance AIR Ø 240 mm	Overhead shower Raindance AIR	Overhead shower Raindance AIR	129,40
further options	see page 73 + 74		

Pharo® Shower Temple® 115 SL 40 Sensotronic, Corner Version with Light, Semi Electronic

Installation requirements

- Dimension and position of hollow pipe to be observed
- Not suitable for continuous flow heaters; min. flow pressure 2,5 bars
- Vertical dimension **only** for installation **with** plinth and roof element

Standard versions



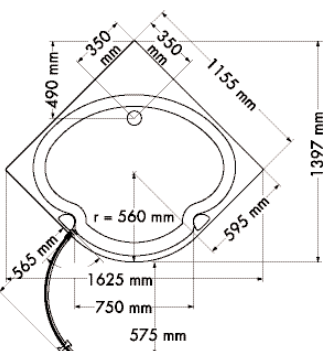
Components

Tray made of steel/enamel with waste Staro 90, ESG glass, columns, cross-beam and corner panel made from aluminium. Preassembled installation unit with thermostatic mixer and control unit, magnetic valves for shower operation, integrated halogen spots (40 Watt).

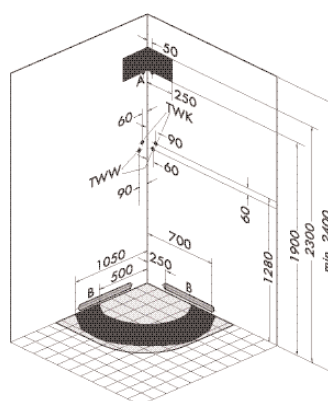
Price

Tray	Columns Crossbeam Corner panel	Code no. Door hinges	Fittings (Axor Allegroh chrom)	
white	satin chrome	left right	chrome	8.414,60
		29217000 29117000		

Non standard versions



hinges left



- A: hollow pipe 1 (Ø25 mm)
- B: area for discharge (wall)
- C: area for discharge (floor)
- D: reinforcement for roof
- TWW**: warm water
- TWK**: cold water
- **left or right of corner

all measures in mm!

Shower Temple 115 SL 40	Code no.	Price
	29017000	8.414,60

Door hinges	Code no./Text	Surcharge
left right	left right	no surcharge no surcharge

Colour of tray Option plinth		
Finish code 1 white, pergamon	Tray „colour“ 29715980 plinth „colour“	no surcharge 383,00
Finish code 2 edelweiss, jasmin, flanel, natura, black, star white, manhattan	Tray „colour“ 29715980 plinth „colour“	440,90 538,20
Finish code 3 special finish: indicate RAL	Tray „RAL no.“ 29715980 plinth „RAL no.“	745,20 743,10

Columns, crossbeam, corner panel		
Finish code 1 satin chrome, satinox, white, pergamon	Column „colour“ Crossbeam „colour“ Corner panel „colour“	no surcharge no surcharge no surcharge
Finish code 2 edelweiss, jasmin, flanel, natura, black, star white, manhattan	Column „colour“ Crossbeam „colour“ Corner panel „colour“	1.055,70 496,80 610,70
Finish code 3 special finish: indicate RAL	Column „RAL no.“ Crossbeam „RAL no.“	1.583,60 869,40 977,00

Pharo® Shower Temple® 115 SL 40 Sensotronic, Corner Version with Light,
Semi Electronic

Non standard versions	Fitting	Colour	Code no./Text	Surcharge
	Allegroh	chrome	Allegroh chrome	<i>no surcharge</i>
		satın chrome	Allegroh satın chrome	<i>no surcharge</i>
		chrome/gold	Allegroh chrome/gold	317,40
	Carlton	chrome	Carlton chrome	108,70
		chrome/gold	Carlton chrome/gold	426,10
	Starck	chrome	Starck chrome	108,70
		satinox	Starck Satinox	426,10
	Uno	chrome	Uno chrome	108,70
		satinox	Uno satinox	426,10

Option plinth	Components	Order no./text	Price
	Plinth white	29715450	383,00

Tip-up seat	Seat satin chrome	29730000	393,30

Tray coating	Antiskid	Antiskid	227,70

Overhead shower Raindance AIR Ø 240 mm	Overhead shower Raindance AIR	Overhead shower Raindance AIR	129,40

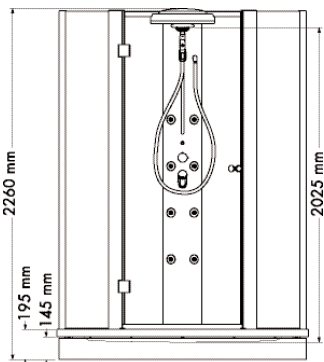
further options	see page 73 + 74

Pharo® Shower Temple® 115 ML 40, Corner Version with Light, Manual

Installation requirements

- Dimension and position of hollow pipe to be observed
- Not suitable for continuous flow heaters; min. flow pressure 2,5 bars
- Vertical dimension **only** for installation **with** plinth and roof element

Standard versions



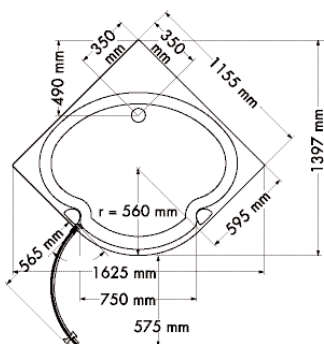
Components

Tray made of steel/enamel with waste Staro 90. ESG glass, columns, cross-beam and corner panel made from aluminium. Preassembled installation unit with stop/diverter valve and thermostatic mixer, integrated halogen spots (40 Watt).

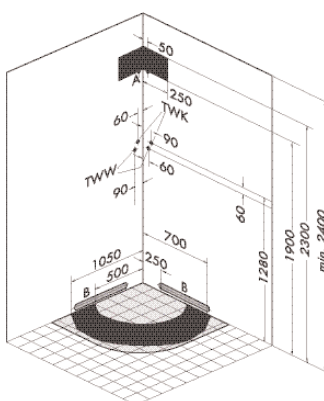
Price

Tray	Columns Crossbeam Corner panel	Code no. Door hinges	Fittings (Axor Allegroh chrome)	
white	satin chrome	left 29207000 right	29107000	chrome 7.172,60

Non standard versions



hinges left



- A: hollow pipe 1 (Ø25 mm)
- B: area for discharge (wall)
- C: area for discharge (floor)
- D: reinforcement for roof
- TWW*: warm water
- TWK**: cold water
- **left or right of corner

all measures in mm!

Shower Temple 115 ML 40	Code no.	Price
	29007000	7.172,60

Door hinges	Code no./Text	Surcharge
left right	left right	<i>no surcharge</i> <i>no surcharge</i>

Colour of tray Option plinth		
Finish code 1 white, pergamon	Tray „colour“ 29715980 plinth „colour“	<i>no surcharge</i> 383,00
Finish code 2 edelweiss, jasmin, flanel, natura, black, star white, manhattan	Tray „colour“ 29715980 plinth „colour“	440,90 538,20
Finish code 3 special finish: indicate RAL	Tray „RAL no.“ 29715980 plinth „RAL no.“	745,20 743,10

Columns, crossbeam, corner panel		
Finish code 1 satin chrome, satinox, white, pergamon	Columns „colour“ Crossbeam „colour“ Corner panel „colour“	<i>no surcharge</i> <i>no surcharge</i> <i>no surcharge</i>
Finish code 2 edelweiss, jasmin, flanel, natura, black, star white, manhattan	Columns „colour“ Crossbeam „colour“ Corner panel „colour“	1.055,70 496,80 610,70
Finish code 3 special finish: indicate RAL specification	Columns „RAL no.“ Crossbeam „RAL no.“ Corner panel „RAL no.“	1.583,60 869,40 977,00

Pharo® Shower Temple® 115 ML 40, Corner Version with Light, Manual

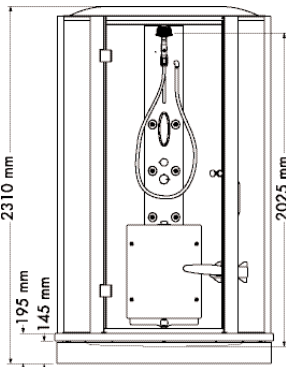
Non standard version	Fitting	Colour	Order no./text	Surcharge
	Allegroh	chrome	Allegroh chrome	<i>no surcharge</i>
		satın chrome	Allegroh satın chrome	<i>no surcharge</i>
		chrome/gold	Allegroh chrome/gold	317,40
	Carlton	chrome	Carlton chrome	108,70
		chrome/gold	Carlton chrome/gold	426,10
	Starck	chrome	Starck chrome	108,70
	(Classic Griff)	satınox	Starck satınox	426,10
	Uno	chrome	Uno chrome	108,70
	(U-Griff)	satınox	Uno satınox	426,10
Option plinth	Components		Order no./text	Price
	Plinth white		29715450	383,00
Tip-up seat	Seat satın chrome		29730000	393,30
Tray coating	Antiskid		Antiskid	227,70
Overhead shower Raindance AIR Ø 240 mm	Overhead shower Raindance AIR		Overhead shower Raindance AIR	129,40
further options	see page 73 + 74			

Pharo® Shower Temple® 100 DL 40 DeLuxe, Corner Version with Light, Semi Electronic Version with Steam

Installation requirements

- Power supply of the steam generator according to VDE 0100
- Dimension and position of hollow pipe to be observed
- Not suitable for continuous flow heaters; min. flow pressure 2,5 bars
- Vertical dimensions **only** for installation **with** plinth and roof element

Standard versions



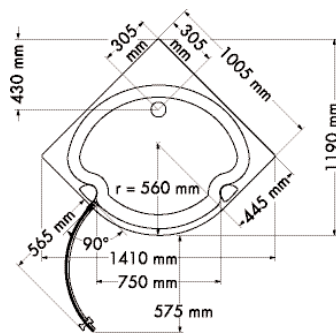
Components

Tray made of steel/enamel with waste Staro 90. ESG glass, columns and corner panel made from aluminium. Roof made from Acryl with halogen lighting (40 Watt) and LED colour light modul. Preassembled installation unit with thermostatic mixer and control unit, magnetic valves for shower operation, integrated steam generator (3,3 KW), fragrance dispenser, loudspeaker, tip-up seat.

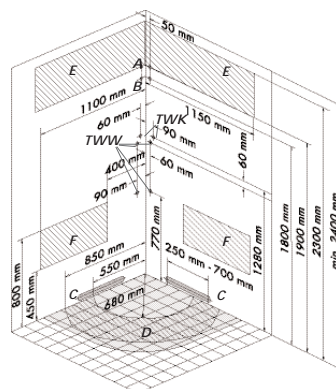
Price

Tray	Columns	Code no.		Fittings	
Roof	Corner panel	Door hinges		(Axor Allegroh chrome)	
Box for steam generator		left	right		
white	satın chrome	29256000	29156000	chrome	12.482,10

Non standard versions



hinges left



- A: hollow pipe 1 (∅25 mm)
- B: hollow pipe 2 (∅25 mm)
- C: area for discharge (wall)
- D: area for discharge (floor)
- E: reinforcement for roof
- F: reinforcement for seat
- TWW*: warm water
- TWK*: cold water
- **left or right of corner

all measures in mm!

	Code no.	Price
Shower Temple 100 DL 40	29056000	12.482,10

Door hinges	Code no./Text	Surcharge
left right	left right	no surcharge no surcharge

Colour of tray Option plinth		
Finish code 1 white, pergamon	Tray „colour“ 29710980 plinth „colour“	no surcharge 383,00
Finish code 2 edelweiss, jasmin, flanell, natura, black, star white, manhattan	Tray „colour“ 29710980 plinth „colour“	440,90 538,20
Finish code 3 special finish: indicate RAL	Tray „RAL no.“ 29710980 plinth „RAL no.“	745,20 743,10

Column, corner panel, box for steam generator		
Finish code 1 satın chrome, satinox, white, pergamon	Columns „colour“ Corner panel „colour“ Box „colour“	no surcharge no surcharge no surcharge
Finish code 2 edelweiss, jasmin, flanell, natura, black, star white, manhattan	Columns „colour“ Corner panel „colour“ Box „colour“	1.055,70 610,70 383,00
Finish code 3 special finish: indicate RAL	Column „RAL no.“ Corner panel „RAL no.“ Box „RAL no.“	1.583,60 977,00 595,10

Pharo® Shower Temple® 100 DL 40 DeLuxe, Corner Version with Light, Semi Electronic Version with Steam

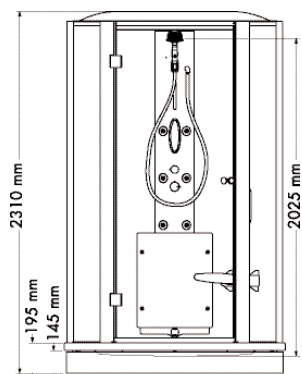
Non standard versions	Roof, option cover	Code no./Text	Surcharge
	Finish code 1 satin chrome, satinox, white, pergamon	Roof „colour“ 29725980 Dab. „colour“	no surcharge 553,70
	Finish code 2 edelweiss, jasmin, flanel, natura, black, star white, manhattan	Roof „colour“ 29725980 Dab. „colour“	993,60 817,70
	Finish code 3 special finish: indicate RAL specification	Roof „RAL no.“ 29725980 Dab. „RAL no.“	1.542,20 1.076,40
	Fitting	Colour	
	Allegroh	chrome satin chrome chrome/gold	Allegroh chrome Allegroh satin chrome Allegroh chrome/gold no surcharge no surcharge 317,40
	Carlton	chrome chrome/gold	Carlton chrome Carlton chrome/gold 108,70 426,10
	Starck	chrome satinox	Starck chrome Starck satinox 108,70 426,10
	Uno	chrome satinox	Uno chrome Uno satinox 108,70 426,10
Option	Components	Code no./text	Price
Plinth	Plinth white	29710450	383,00
Roof (Acryl)	Roof white	29720450	553,70
Tip-up seat	Seat satin chrome	29730000	393,30
Tray coating	Antiskid	Antiskid	227,70
Fragrance dosing system	Fragrance dispenser	Fragrance dispenser	364,30
Overhead shower Raindance AIR Ø 240 mm	Overhead shower Raindance AIR	Overhead shower Raindance AIR	129,40
further options	see pages 73 + 74		

Pharo® Shower Temple® 100 ST 40 Steam, Corner Version with Light, Semi Electronic Version with Steam

Installation requirements

- Power supply of the steam generator according to VDE 0100
- Dimension and position of hollow pipe to be observed
- Not suitable for continuous flow heaters; min. flow pressure 2,5 bars
- Vertical dimensions **only** for installation **with** plinth and roof element

Standard versions



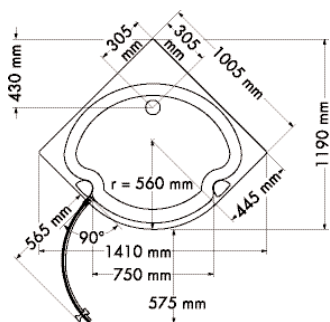
Components

Tray made of steel/enamel with waste Staro 90. ESG glass, columns and corner panel made from aluminium. Roof made from Acryl with halogen lighting (40 Watt) and LED colour light modul. Preassembled installation unit with thermostatic mixer and control unit, magnetic valves for shower operation, integrated steam generator (3,3 KW), fragrance dispenser, loudspeaker, tip-up seat.

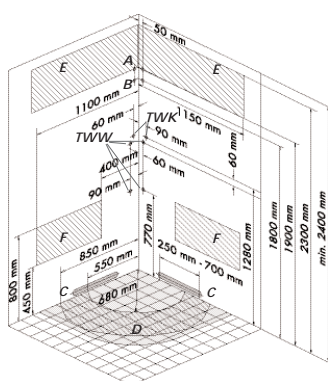
Price

Tray	Columns	Code no.		Fittings		10.536,20
Roof	Corner panel	Door hinges		(Axor Allegroh chrome)		
Box for steam generator		left	right			
white	satın chrome	29246000	29146000	chrome		

Non standard versions



hinges left



- A: hollow pipe 1 (∅25 mm)
- B: hollow pipe 2 (∅25 mm)
- C: area for discharge (wall)
- D: area for discharge (floor)
- E: reinforcement for roof
- F: reinforcement for seat
- TWV*: water warm
- TWK*: water cold
- * left or right of corner

all measures in mm!

Shower Temple 100 ST 40	Code no.	Price
	29046000	10.536,20

Door hinges	Code no./Text	Surcharge
left right	left right	no surcharge no surcharge

Colour of tray		
Option plinth		
Finish code 1 white, pergamon	Tray „colour“ 29710980 plinth „colour“	no surcharge 383,00
Finish code 2 edelweiss, jasmin, flanell, natura, black, star white, manhattan	Tray „colour“ 29710980 plinth „colour“	440,90 538,20
Finish code 3 special finish: indicate RAL	Tray „RAL no.“ 29710980 plinth „RAL no.“	745,20 743,10

Columns, corner panel, box for steam generator		
Finish code 1 satın chrome, satinox, white, pergamon	Columns „colour“ Corner panel „colour“ Box „colour“	no surcharge no surcharge no surcharge
Finish code 2 Edelweiss, jasmin, flanell, natura, black, star white, manhattan	Columns „colour“ Corner panel „colour“ Box „colour“	1.055,70 610,70 383,00
Finish code 3 special finish: indicate RAL specification	Colour „RAL no.“ Corner panel „RAL no.“ Box „RAL no.“	1.583,60 977,00 595,10

Pharo® Shower Temple® 100 ST 40 Steam, Corner Version with Light,
Semi Electronic Version with Steam

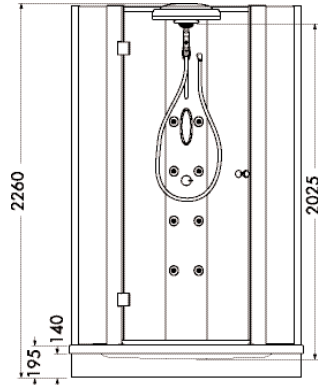
Non standard versions		Roof, option cover	Code no./Text	Surcharge
		Finish code 1 satin chrome, satinox, white, pergamon	Roof „colour“ 29725980 Dab. „colour“	<i>no surcharge</i> 553,70
		Finish code 2 edelweiss, jasmin, flanel, natura, black, star white, manhattan	Roof „colour“ 29725980 Dab. „colour“	993,60 817,70
		Finish code 3 special finish: indicate RAL specification	Roof „RAL no.“ 29725980 Dab. „RAL no.“	1.542,20 1.076,40
	Fitting	Colour		
	Allegroh	chrome	Allegroh chrome	<i>no surcharge</i>
		satin chrome	Allegroh satin chrome	<i>no surcharge</i>
		chrome/gold	Allegroh chrome/gold	317,40
	Carlton	chrome	Carlton chrome	108,70
		chrome/gold	Carlton chrome/gold	426,10
	Starck	chrome	Starck chrome	108,70
		satinox	Starck satinox	426,10
	Uno	chrome	Uno chrome	108,70
		satinox	Uno satinox	426,10
Option	Components	Code no./text		Price
Plinth	Plinth white	29710450		383,00
Roof (Acryl)	Roof white	29720450		553,70
Tip-up seat	Seat satin chrome	29730000		393,30
Tray coating	Antiskid	Antiskid		227,70
Fragrance dosing system	Fragrance dispenser	Fragrance dispenser		364,30
Columns	6 additional body showers placed on 2 columns	Columns		548,60
Colour light	Colour light modul operated via K4 control unit	Colour light modul		1.397,30
Overhead shower Raindance AIR Ø 240 mm	Overhead shower Raindance AIR	Overhead shower Raindance AIR		129,40
further options	see pages 73 + 74			

Pharo® Shower Temple® 100 SL 40, Corner Version with Light, Semi Electronic Version

Installation requirements

- Dimension and position of hollow pipe to be observed
- Not suitable for continuous flow heaters; min. flow pressure 2,5 bars
- Vertical dimension **only** for installation **with** plinth and roof element

Standard versions



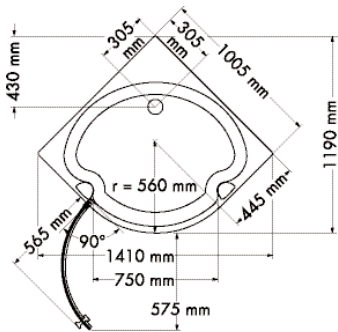
Components

Tray made of steel/enamel with waste Staro 90. ESG glass, columns, cross-beam and corner panel made from aluminium. Preassembled installation unit with thermostatic mixer and control unit, magnetic valves for shower operation, integrated halogen spots (40 Watt).

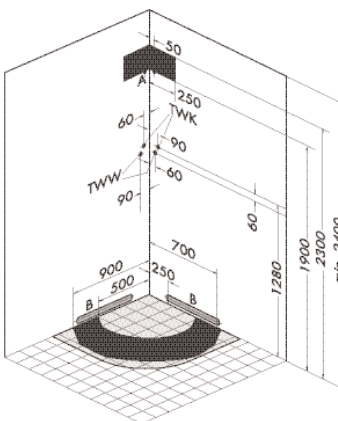
Price

Tray	Column Crossbeam Corner panel	Code no. Door hinges	Fittings (Axor Allegroh chrome)	Price
white	satin chrome	left right 29216000 29116000	chrome	7.710,80

Non standard versions



hinges left



- A: hollow pipe 1 (Ø25 mm)
- B: area for discharge (wall)
- C: area for discharge (floor)
- D: reinforcement for roof
- TWW**: warm water
- TWK**: cold water
- **left or right of corner

all measures in mm!

	Code no.	Price
Shower Temple 100 SL 40	29016000	7.710,80

Door hinges	Code no./Text	Surcharge
left	left	no surcharge
right	right	no surcharge

Colour for tray Option plinth		Price
Finish code 1 white, pergamon	Tray „colour“ 29710980 plinth „colour“	no surcharge 383,00
Finish code 2 edelweiss, jasmin, flanel, natura, black, star white, manhattan	Tray „colour“ 29710980 plinth „colour“	440,90 538,20
Finish code 3 special finish: indicate RAL	Tray „RAL no.“ 29710980 plinth „RAL no.“	745,20 743,10

Columns, crossbeam, corner panel		Price
Finish code 1 satin chrome, satinox, white, pergamon	Column „colour“ Crossbeam „colour“ Corner panel „colour“	no surcharge no surcharge no surcharge
Finish code 2 edelweiss, jasmin, flanel, natura, black, star white, manhattan	Column „colour“ Crossbeam „colour“ Corner panel „colour“	1.055,70 496,80 610,70
Finish code 3 special finish: indicate RAL	Column „RAL no.“ Crossbeam „RAL no.“ Corner panel „RAL no.“	1.583,60 869,40 977,00

Pharo® Shower Temple® 100 SL 40, Corner Version with Light, Semi Electronic Version

<i>Non standard version</i>	<i>Fitting</i>	<i>Colour</i>	<i>Code no./Text</i>	<i>Surcharge</i>
	Allegroh	chrome	Allegroh chrome	<i>no surcharge</i>
		satın chrome	Allegroh satın chrome	<i>no surcharge</i>
		chrome/gold	Allegroh chrome/gold	317,40
	Carlton	chrome	Carlton chrome	108,70
		chrom/gold	Carlton chrome/gold	426,10
	Starck	chrome	Starck chrome	108,70
		satinox	Starck satinox	426,10
	Uno	chrome	Uno chrome	108,70
		satinox	Uno satinox	426,10

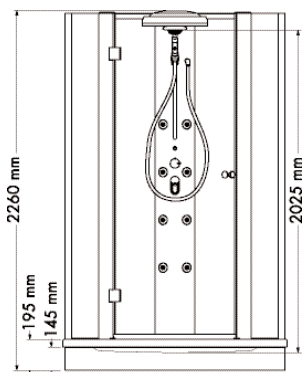
<i>Option</i>	Components	Code no./text	<i>Price</i>
Plinth	Plinth white	29710450	383,00
Tip-up seat	Seat satın chrome	29730000	393,30
Tray coating	Antiskid	Antiskid	227,70
Overhead shower Raindance AIR Ø 240 mm	Overhead shower Raindance AIR	Overhead shower Raindance AIR	129,40
further options	see pages 73 + 74		

Pharo® Shower Temple® 100 ML 40, Corner Version with Light, Manual

Installation requirements

- Dimension and position of hollow pipe to be observed
- Not suitable for continuous flow heaters; min. flow pressure 2,5 bars
- Vertical dimension **only** for installation **with** plinth and roof element

Standard versions



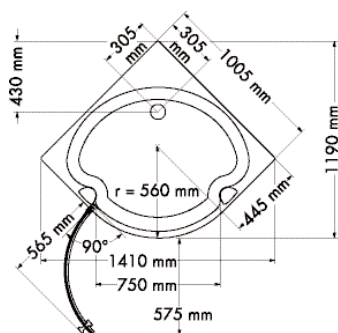
Components

Tray made of steel/enamel with waste Staro 90. ESG glass, columns, cross-beam and corner panel made from aluminium. Preassembled installation unit with stop/diverter valve and thermostatic mixer, integrated hologen spots (40 Watt).

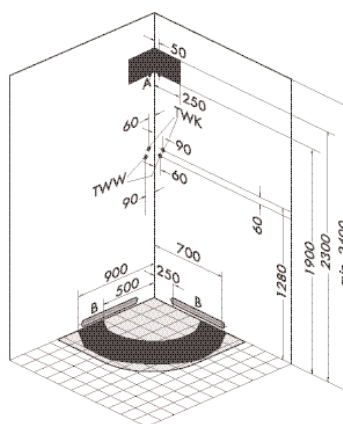
Price

Tray	Columns Crossbeam Corner panel	Code no. Door hinges		Fittings (Axor Allegroh chrome)	Price
		left	right		
white	satin chrome	29206000	29106000	chrome	6.468,80

Non standard versions



hinges left



- A: hollow pipe 1 (Ø25 mm)
- B: area for discharge (wall)
- C: area for discharge (floor)
- D: reinforcement for roof
- TWW*: warm water
- TWK**: cold water
- **left or right of corner

all measures in mm!

Shower Temple 100 ML 40	Code no. 29006000	Price 6.468,80
-------------------------	----------------------	--------------------------

Door hinges	Code no./Text	Surcharge
left right	left right	no surcharge no surcharge

Colour of tray Option plinth		
Finish code 1 white, pergamon	Tray „colour“ 29710980 plinth „colour“	no surcharge 383,00
Finish code 2 edelweiss, jasmin, flanel, natura, black, star white, manhattan	Tray „colour“ 29710980 plinth „colour“	440,90 538,20
Finish code 3 special finish: indicate RAL	Tray „RAL no.“ 29710980 plinth „RAL no.“	745,20 743,10

Columns, crossbeam, corner panel		
Finish code 1 satin chrome, satinox, white, pergamon	Columns „colour“ Crossbeam „colour“ Corner panel „colour“	no surcharge no surcharge no surcharge
Finish code 2 edelweiss, jasmin, flanel, natura, black, star white, manhattan	Columns „colour“ Crossbeam „colour“ Corner panel „colour“	1.055,70 496,80 610,70
Finish code 3 special finish: indicate RAL	Columns „RAL no.“ Crossbeam „RAL no.“ Corner panel „RAL no.“	1.583,60 869,40 977,00

Pharo® Shower Temple® 100 ML 40, Corner Version with Light, Manual

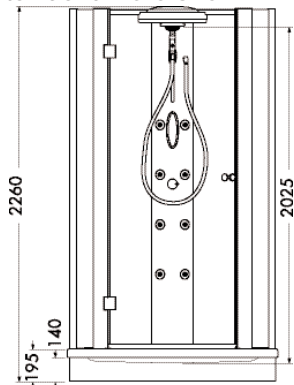
Non standard versions	Fitting	Colour	Code no./Text	Surcharge
	Allegroh	chrome	Allegroh chrome	<i>no surcharge</i>
		satın chrome	Allegroh satın chrome	<i>no surcharge</i>
		chrome/gold	Allegroh chrome/gold	317,40
	Carlton	chrome	Carlton chrome	108,70
		chrome/gold	Carlton chrome/gold	426,10
	Starck	chrome	Starck chrome	108,70
	(Classic	satinox	Starck satinox	426,10
	handle)	chrome	Uno chrome	108,70
	Uno	satinox	Uno satinox	426,10
	(U-handle)			
Option	Components		Code no./text	Price
Plinth	Plinth white		29710450	383,00
Tip-up seat	Seat satın chrome		29730000	393,30
Tray coating	Antiskid		Antiskid	227,70
Overhead shower				
Raindance AIR Ø 240 mm	Overhead shower Raindance AIR		Overhead shower Raindance AIR	129,40
further options	see pages 73 + 74			

Pharo® Shower Temple® 90 SL 40 Sensotronic, Corner Version with Light, Semi Electronic

Installation requirements

- Dimension and position of hollow pipe to be observed
- Not suitable for continuous flow heaters; min. flow pressure 2,5 bars
- Vertical dimensions **only** for installation **with** plinth and roof element

Standard versions



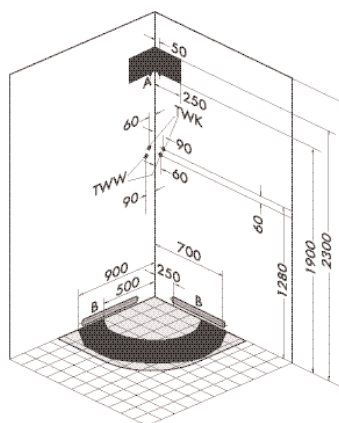
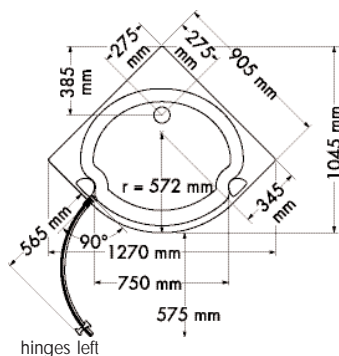
Components

Tray made of steel/enamel with waste Staro 90. ESG glass, columns, cross-beam and corner panel made from aluminium. Preassembled installation unit with thermostatic mixer and control unit, magnetic valves for shower operation, integrated hologen spots (40 Watt).

Price

Tray	Columns Crossbeam Corner panel	Code no. Door hinges	Fittings (Axor Allegroh chrome)	Price
white	satin chrome	left right 29215000 29115000	chrome	7.038,00

Non standard versions



- A: hollow pipe 1 (Ø25 mm)
- B: area for discharge (wall)
- C: area for discharge (floor)
- D: reinforcement for roof
- TWV** : warm water
- TWK** : cold water
- **left or right of corner

all measures in mm!

Shower Temple 90 SL 40	Code no.	Price
	29015000	7.038,00

Door hinges	Code no./Text	Surcharge
left	left	no surcharge
right	right	no surcharge

Colour of tray Option plinth	Code no./Text	Surcharge
Finish code 1 white, pergamon	Tray „colour“ 29700980 plinth „colour“	no surcharge 383,00
Finish code 2 edelweiss, jasmin, flanell, natura, black, star white, manhattan	Tray „colour“ 29700980 plinth „colour“	440,90 538,20
Finish code 3 special finish: indicate RAL	Tray „RAL no.“ 29700980 plinth „RAL no.“	745,20 743,10

Columns, crossbeam, corner panel	Code no./Text	Surcharge
Finish code 1 satin chrome, satinox, white, pergamon	Columns „colour“ Crossbeam „colour“ Corner panel „colour“	no surcharge no surcharge no surcharge
Finish code 2 edelweiss, jasmin, flanell, natura, black, star white, manhattan	Columns „colour“ Crossbeam „colour“ Corner panel „colour“	1.055,70 496,80 610,70
Finish code 3 special finish: indicate RAL	Columns „RAL no.“ Crossbeam „RAL no.“ Corner panel „RAL no.“	1.583,60 869,40 977,00

Pharo® Shower Temple® 90 SL 40 Sensotronic, Corner Version with Light,
Semi Electronic

Non standard versions	Fitting	Colour	Code no./text	Surcharge
	Allegroh	chrome	Allegroh chrome	<i>no surcharge</i>
		satın chrome	Allegroh satın chrome	<i>no surcharge</i>
		chrome/gold	Allegroh chrome/gold	317,40
	Carlton	chrome	Carlton chrome	108,70
		chrome/gold	Carlton chrome/gold	426,10
	Starck	chrome	Starck chrome	108,70
		satinox	Starck satinox	426,10
	Uno	chrome	Uno chrome	108,70
		satinox	Uno satinox	426,10

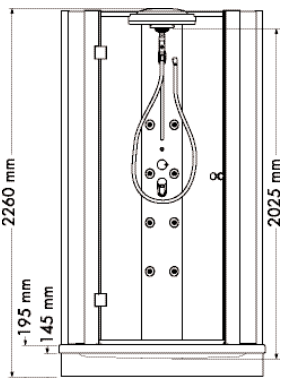
Option	Components	Code no./text	Price
Plinth	Plinth white	29700450	383,00
Tip-up seat	Seat satın chrome	29730000	393,30
Tray coating	Antiskid	Antiskid	227,70
Overhead shower Raindance AIR Ø 240 mm	Overhead shower Raindance AIR	Overhead shower Raindance AIR	129,40
further options	see pages 73 + 74		

Pharo® Shower Temple® 90 ML 40, Corner Version with Light, Manual

Installation requirements

- Dimension and position of hollow pipe to be observed
- Not suitable for continuous flow heaters; min. flow pressure 2,5 bars
- Vertical dimension **only** for installation **with** plinth and roof element

Standard versions



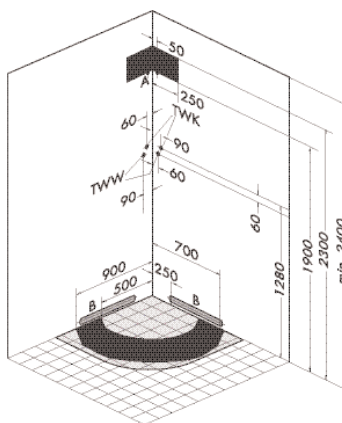
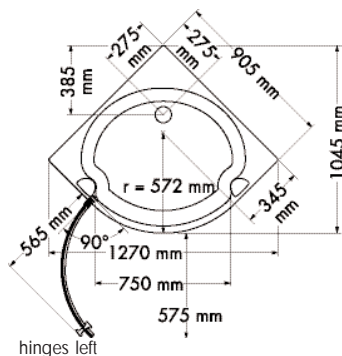
Components

Tray made of steel/enamel with waste Staro 90. ESG glass, columns, cross-beam and corner panel made from aluminium. Preassembled installation unit with stop/diverter valve and thermostatic mixer, integrated hologen spots (40 Watt).

Price

Tray	Columns	Code no.		Fittings (Axor Allegroh chrome)	Price
	Crossbeam	left	right		
white	Corner panel	29205000	29105000	chrome	5.796,00
	satın chrome				

Non standard versions



- A: hollow pipe 1 (Ø25 mm)
- B: area for discharge (wall)
- C: area for discharge (floor)
- D: reinforcement for roof
- TWW**: warm water
- TWK**: cold water
- **left or right of corner

all measures in mm!

	Code no.	Price
Shower Temple 90 ML 40	29005000	5.796,00

Door hinges	Code no./Text	Surcharge
left	left	no surcharge
right	right	no surcharge

Colour of tray		
Option plinth		
Finish code 1 white, pergamon	tray „colour“ 29700980 plinth „colour“	no surcharge 383,00
Finish code 2 edelweiss, jasmin, flanel, natura, black, star white, manhattan	tray „colour“ 29700980 plinth „colour“	440,90 538,20
Finish code 3 special finish: indicate RAL	tray „RAL no.“ 29700980 plinth „RAL no.“	745,20 743,10

Columns, crossbeam, corner panel		
Finish code 1 satın chrome, satinox, white, pergamon	Columns „colour“ Crossbeam „colour“ Corner panel „colour“	no surcharge no surcharge no surcharge
Finish code 2 edelweiss, jasmin, flanel, natura, black, star white, manhattan	Columns „colour“ Crossbeam „colour“ Corner panel „colour“	1.055,70 496,80 610,70
Finish code 3 special finish: indicate RAL	Columns „RAL no.“ Crossbeam „RAL no.“ Corner panel „RAL no.“	1.583,60 869,40 977,00

Pharo® Shower Temple® 90 ML 40, Corner Version with Light, Manual

<i>Non standard versions</i>	<i>Fitting</i>	<i>Colour</i>	<i>Code no./Text</i>	<i>Surcharge</i>
	Allegroh	chrome	Allegroh chrome	<i>no surcharge</i>
		satın chrome	Allegroh satın chrome	<i>no surcharge</i>
		chrome/gold	Allegroh chrome/gold	317,40
	Carlton	chrome	Carlton chrome	108,70
		chrome/gold	Carlton chrome/gold	426,10
	Starck (Classic handle)	chrome	Starck chrome	108,70
		satınox	Starck satınox	426,10
	Uno (U-handle)	chrome	Uno chrome	108,70
		satınox	Uno satınox	426,10
<i>Option</i>	<i>Components</i>		<i>Code no./text</i>	<i>Price</i>
<i>Plinth</i>	Plinth white		29700450	383,00
<i>Tip-up seat</i>	Seat satın chrome		29730000	393,30
<i>Tray coating</i>	Antiskid		Antiskid	227,70
<i>Overhead shower</i>				
<i>Raindance AIR Ø 240 mm</i>	Overhead shower Raindance AIR		Overhead shower Raindance AIR	129,40
<i>further options</i>	see pages 73 + 74			

Example for Ordering Pharo® Shower Temple® Quadra

Standard version:	Code No./Text	Price
Duschtempel 90 Quadra ML 40		
1 Shower Temple 90 Quadra, hinges left, column/crossbeam/ hinges/profile satin chrome, tray white, fitting Allegroh chrome	Code No. 29350000	4.546,30
2 Option: Plinth white	Code No. 29560450	307,30
3 Price		4.853,60

Non standard version:	Code No./Text	Price
Shower Temple 90 Quadra ML 40		
1 Model: Shower Temple 90 Quadra ML 40	Code No. 29004000	4.546,30
2 Door: Hinges left	Text left	no surcharge
3 Fitting/colour: Allegroh satin chrome	Text satin chrome	no surcharge
4 Colour of tray: pergamon	Text Tray pergamon	363,60
5 Column/crossbeam/door knob: pergamon	Text Column pergamon	484,60
6 Hinges/compensation profiles: satin chrome	Text Hinges satin chrome	no surcharge
7 Option: Plinth pergamon	Code No. 29560410	408,20
8		

Checklist and Order Form for non Standard Version of Pharo® Shower Temple® Quadra

Required

Optional

Copy this sheet and use it when dealing with your customer to specify the desired version of the Shower Temple. This form can also be used to order the Shower Temple. Simply fax the completed form to your Hansgrohe sales office. Only one order per copy.

Enquiry

Order

	Agent
Customer	Date
Street	Phone/Extension
Zip code/City	Fax

<input type="checkbox"/> R Model	Colour	Condition/Explanation
<input type="checkbox"/> Shower Temple 100 Quadra		
<input type="checkbox"/> Shower Temple 90 Quadra		
<input type="checkbox"/> R Version		
<input type="checkbox"/> with light		
<input type="checkbox"/> without light		
<input type="checkbox"/> R Hinges		
<input type="checkbox"/> left		
<input type="checkbox"/> right		
<input type="checkbox"/> R Item		
<input type="checkbox"/> tray	_____	specify colour
<input type="checkbox"/> column/crossbeam/knob	_____	specify colour
<input type="checkbox"/> hinges/ledge	_____	specify colour
<input type="checkbox"/> fitting	_____	specify fitting and finish
<input type="checkbox"/> O Option		
<input type="checkbox"/> plinth	_____	specify code no. and colour
<input type="checkbox"/> antiskid		
<input type="checkbox"/> tip-up seat		
<input type="checkbox"/> soap dish		

Customer/date: _____

Sales person/date: _____

Example for Ordering Pharo® Shower Temple® DeLuxe/Steam

Standard version:		Code no./Text	Price
Shower Temple 100 DL 40 DeLuxe			
1	Shower Temple 100 DL 40 DeLuxe, hinges left, column/ corner panel/seat satin chrome, tray/roof/box for steam genera- tor white, fitting Allegroh chrome Code no.	29256000	12.482,10
2	Option: Plinth white Code no.	29710450	383,00
3	Price		12.865,10

Non standard version:		Code no./Text	Price
Shower Temple 115 ST 40 Steam			
1	Model: Shower Temple 115 ST 40 Steam Code no.	29047000	10.722,60
2	Door: Hinges left Text	left	no surcharge
3	Colour of tray: pergamon Text	Tray pergamon	no surcharge
4	Option: Plinth pergamon Code no./Text	29715980 plinth pergamon	383,00
5	Columns: satinox Text	Column satinox	no surcharge
6	Corner panel: satinox Text	Corner panel satinox	no surcharge
7	Box for steam generator: pergamon Text	Box pergamon	no surcharge
8	Colour of roof: pergamon Text	Roof pergamon	no surcharge
9	Fittings/colour: Uno satinox Text	Uno satinox	426,10
10	Price		11.531,70

Checklist and Order Form for non Standard Version of Pharo® Shower Temple® DeLuxe/Steam

R Required **O** Optional

Copy this sheet and use it when dealing with your customer to specify the desired version of the Shower Temple. This form can also be used to order the Shower Temple. Simply fax the completed form to your Hansgrohe sales office. Only one order per copy.

Enquiry **Order**

Customer	Agent
Street	Date
Zip code/City	Phone/Extension
	Fax

<input type="checkbox"/> R Model	Version	Condition/Explanation
<input type="checkbox"/> Shower Temple 115	_____	specify model: Steam (ST 40) or DeLuxe (DL 40)
<input type="checkbox"/> Shower Temple 100	_____	specify model: Steam (ST 40) or DeLuxe (DL 40)

R Door hinge

left

right

<input type="checkbox"/> R Item	Colour	
<input type="checkbox"/> tray	_____	specify colour
<input type="checkbox"/> column	_____	specify colour
<input type="checkbox"/> corner panel	_____	specify colour
<input type="checkbox"/> box for steam generator	_____	specify colour
<input type="checkbox"/> roof	_____	specify colour
<input type="checkbox"/> fittings	_____	specify fitting and finish

<input type="checkbox"/> O Option		
<input type="checkbox"/> plinth	_____	specify code no. and colour
<input type="checkbox"/> roof	_____	specify code no. and colour
<input type="checkbox"/> tip-up seat		1 tip-up seat is standard for Steam and DeLuxe versions
<input type="checkbox"/> antiskid		
<input type="checkbox"/> fragrance dispenser		Standard for DeLuxe (DL 40)
<input type="checkbox"/> columns		Standard for DeLuxe (DL 40)
<input type="checkbox"/> light generator		Standard for DeLuxe (DL 40)
<input type="checkbox"/> soap dish	_____	specify quantity and version (left/right)

Customer, date: _____ Sales person, date: _____

Example for Ordering Pharo® Shower Temple® Sensotronic/Manual

Standard version:	Code no./Text	Price
Shower Temple 90 SL 40 Sensotronic		
1	Shower Temple 90 SL 40 Sensotronic, hinges left, column/ corner panel/crossbeam satin chrome, tray white, fitting Allegroh chrome, option plinth white	
	Code no. 29215000	7.038,00
2	Option: Plinth white	
	Code no. 29700450	383,00
3	Price	7.421,00

Non standard version:	Code no./Text	Price
Shower Temple 90 ML 40 manual		
1	Model: Shower Temple 90 ML 40	
	Code no. 29005000	5.796,00
2	Door: Hinges left	
	Text left	no surcharge
3	Colour of tray: pergamon	
	Text Tray pergamon	no surcharge
4	Option: Plinth pergamon	
	Text 29700980 plinth pergamon	383,00
5	Column: satinox	
	Text Column satinox	no surcharge
6	Traverse: satinox	
	Text Traverse satinox	no surcharge
7	Corner panel: satinox	
	Text Corner panel satinox	no surcharge
8	Fitting/colour: Uno satinox	
	Text Uno satinox	426,10
9	Option: Tip-up seat	
	Code no. 29730000	393,30
10		

Checklist and Order Form for non Standard Version of Pharo® Shower Temple® Sensotronic/Manual

R Required

O Optional

Copy this sheet and use it when dealing with your customer to specify the desired version of the Shower Temple. This form can also be used to order the Shower Temple. Simply fax the completed form to your Hansgrohe sales office. Only one order per copy.

Enquiry

Order

Customer	Agent
Street	Date
Zip code/City	Phone/Extension
	Fax

<input type="checkbox"/> R Model	Version	Condition/Explanation
<input type="checkbox"/> Shower Temple 115	_____	specify model: Manuell (ML 40) or Sensotronic (SL 40)
<input type="checkbox"/> Shower Temple 100	_____	specify model: Manuell (ML 40) or Sensotronic (SL 40)
<input type="checkbox"/> Shower Temple 90	_____	specify model: Manuell (ML 40) or Sensotronic (SL 40)

- R** Door hinge
- left
 - right

<input type="checkbox"/> R Item	Colour	
<input type="checkbox"/> tray	_____	specify colour
<input type="checkbox"/> column	_____	specify colour
<input type="checkbox"/> support	_____	specify colour
<input type="checkbox"/> corner panel	_____	specify colour
<input type="checkbox"/> fitting	_____	specify fitting and finish

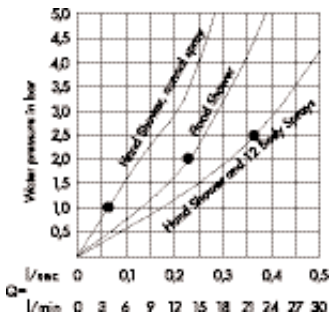
- O** Option
- plinth _____ specify code no. and colour
 - tip-up seat
 - antiskid
 - soap dish _____ specify quantity and version (left/right)

Customer/date: _____

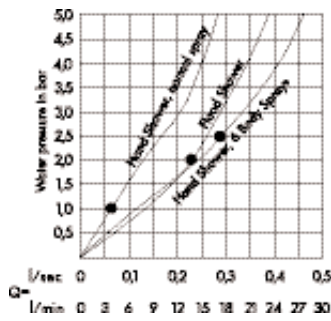
Sales person/date: _____

Flow Rates of Pharo® Shower Temple®

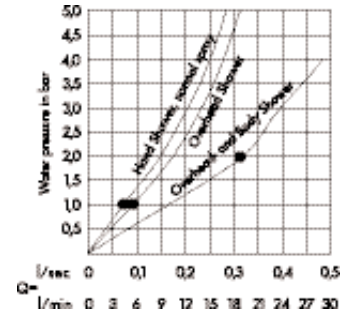
Shower Temple DL 40 Deluxe



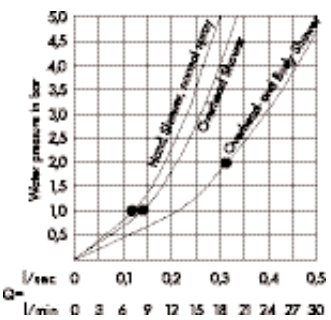
Shower Temple ST 40 Steam



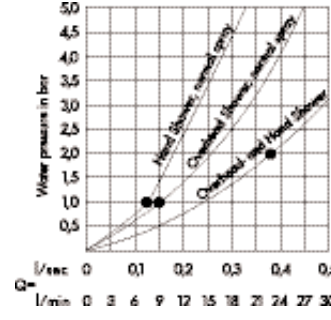
Shower Temple SL 40 Sensotronic



Shower Temple ML 40 Manual



Shower Temple Quadra



Planning

- Pharo Shower Temples do not have any rear panels. Make sure that walls in the wet zone are covered with suitable materials. For the DeLuxe/Steam/Sensotronic and Manual Shower Temples, the side walls and the tiling must be at least 2300 mm high.
- **Please note that the shower tray must be embedded in the wall (min. 5 mm - max. 10 mm).**
- Make sure that the room where the product is installed meets the load requirements, i.e., the floor structure beneath the shower has to be able to support 200 kg/m²
- For the Quadra Shower Temple, the ceiling must be at least 2350 mm high.
- For the DeLuxe/Steam/Sensotronic and Manual Shower Temples, the ceiling must be at least 2400 mm high.
- DeLuxe/Steam Shower Temple: please note that you will need a separate duct for the speaker wires. These wires must comply with the requirements listed in the electrical connections section on this page.
- Optional tip-up seat: The seat attachment assembly will have to be reinforced in dry construction.

Requirements/Electrical Connection

- Electrical connections must be installed in compliance with applicable regulations issued by the Association of German Electricians (VDE), state governments and power companies. Only qualified electricians may install and check the connections, observing VDE 0100 Part 701. Disconnect the power before doing any work on the Shower Temple.
- The Shower Temple is IPX5-protected with a rated voltage of 230 V. The rated output for the DeLuxe and Steam models is 3.5 kW.
- The product requires an available electrical outlet (230 volts, 50 Hz). Only an electrician can perform the installation.
- Make sure to have an electrical wiring duct with an internal diameter of 25 mm (3 x 1.5 mm² moisture-proof cables) and 16A overcurrent protection with an FI circuit breaker (30 mA).
- When connecting speakers to an outside stereo system, please note that the speakers have a maximum output of 30 watts. Their impedance is 8 ohms.

Requirements/Water Supply

- The water inlet and drainage connections must be installed in compliance with applicable DIN 1988/DIN 1986 standards and local regulations.
- No more than 2 loads may be interconnected. The Shower Temples may not be used with any tankless water heaters that are hydraulically, electronically or thermally controlled.
- Any pressure differences between the cold-water and hot-water connections must be compensated for.
- Minimum working pressure for DeLuxe/Steam/Sensotronic/Manual Shower Temples: 2.5 bar
- Minimum working pressure for Quadra Shower Temples: 2.0 bar
- Water supply for all Shower Temples: 15 1/2"
- Drain for Quadra Shower Temple: 40 mm or 50 mm wall connection.
- Drain for DeLuxe/Steam/Sensotronic and Manual Shower Temples: 50 mm, either wall or floor connection.
- Please observe the installation drawings on the following pages.

Steam Generator Shower Temple DeLuxe/Steam

- If your water is hard, i.e. dH 14 and higher (mmo/l), you should route your water inlet line through a water-softening unit before it reaches your steam generator.
- Steam-generator water consumption:
 - 4.1 l/h (during steaming)
 - 7.7 l/h (steaming + drainage)

System Variation Pharo® Shower Temple®


Shower Temple ML 40 Manual



Standard model

- The basics of feeling great: fully pre-assembled, spacious luxury shower with manual spray controls.
- High-grade materials: 6-mm thick tempered safety glass for the panels; aluminum for the profiles and columns.
- With a wide door and open crossbeam design, there is ample space to savor a soothing shower.
- Integral wall bar to raise or lower the handshower for the best shower imaginable.
- XXL Showers - Putting you in the best light: 8 multispray body sprays, hand shower with 4 jet patterns, Raindance showerhead with a halogen light unit.
- Quick to install and assemble with fully pre-assembled elements.
- Operational components can be accessed through service panels.
- Available tray sizes: 90, 100, 115

Shower Temple SL 40 Sensotronic



Standard model
+K4 Sensotronic

- Comfort at your fingertips! The Sensotronic Shower Temple uses Pharo's convenient K4 Sensotronic semi-electronic controls instead of the manual installation unit.
- Thanks to the backlit, self-explanatory display, all the shower functions are right at your fingertips.
- Unlike the manual installation, this allows you to savor a cascading hydro-massage from the body sprays with adjustable pulse speeds.
- Because the controls are semi-electronic, loads can be interconnected as desired (2 at most).
- Any temperature set with the manual thermostat (actual level) is displayed on the K4 Sensotronic control panel.
- Available tray sizes: 90, 100, 115


Shower Temple ST 40 Steam



Standard model
+K4 Sensotronic
Steam
+Roof
+Steam
+Cascade Shower
+Loudspeaker
+Tip-up Seat

- Shower, steam and relax: the Steam Shower Temple blends the soothing effects of steam with the design and fun showering features of a Shower Temple.
- Unlike regular steam cabins, the Steam Shower Temple has no rear walls, so it can be fully integrated into your bathroom without compromising on quality.
- The steam equipment offers different time and intensity settings to maximize ease of use and comfort. Thanks to the patented self-cleaning system (automatic draining and flushing), this pleasure will last for many years to come. All the components are easy to access and to replace.
- There is pampering galore with speakers, a waterfall shower head and a seat.
- Aroma dispensers, columns and mood lighting are available as separate options to allow whatever upgrades are desired and affordable.
- Available tray sizes: 100, 115

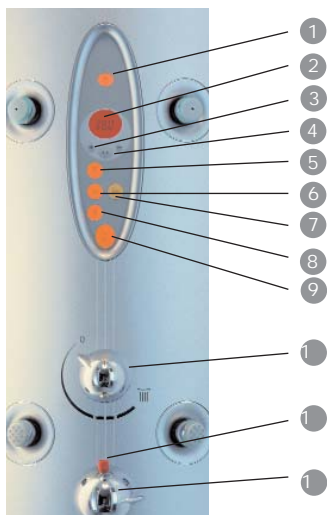
Shower Temple DL 40 DeLuxe



Standard model
+K4 Sensotronic
Steam
+Roof
+Steam
+Cascade Shower
+Loudspeaker
+Tip-up Seat
+Fragrance Dispenser
+Coloured Light

- Let all your senses revel in this luxury. The Shower Temple DeLuxe offers an unbeatable delight for your senses.
- This product comes standard with all the features that are optional on the Steam Shower Temple (see page 13 for more information):
- 12 Raindance body sprays (6 in the columns and 6 in the corner assembly) relax your body with a powerful full-body massage.
- Any natural aromas added to the adjustable aromatics dispenser enhance the invigorating effect of the steam.
- The one-of-a-kind mood-lighting module allows you to enjoy the stimulating benefits of chromotherapy.
- Available tray sizes: 100, 115

Semielectronic Steam Version (K4 Sensotronic Steam)



Shower Temple 115 Deluxe DL 40

- 1 Light button on/off
- 2 LCD display
- 3 Buttons +/- for: cascade, steam timing, steam output, light programme*/-timing*
- 4 Cursor button
- 5 Overhead shower
- 6 Body shower
- 7 Cascade function
- 8 Hand shower
- 9 Steam on/off
- 1 Valve for cascade shower
- 1 Scald protection: for temperatures above 38° C press button and turn knob
- 1 Thermostatic mixer β

*Light/-programme/-timing:

- Standard for Shower Temple DL 40 Deluxe
- Option for Shower Temple ST 40 Steam

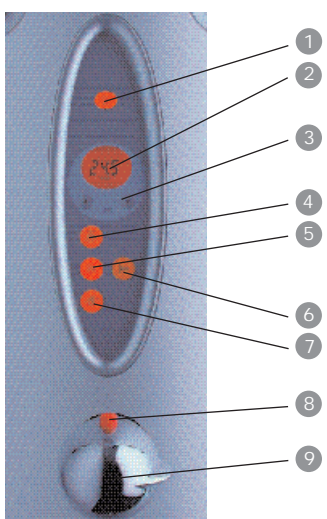
Features:

- Thermostatic mixer with scald protection and separat valve for cascade shower
- Control unit for shower operation, steam-, lightcontrol
- Adjustable steam output (up to 60 minutes) and intensity (30-100 %)
- LCD display indicates:
 - water temperature
 - desired timing of cascade function
 - steam output in minutes
 - desired steam output in %
 - cabin temperature
- Illuminated symbols at the display

Products:

- Shower Temple DL 40 Deluxe
- Shower Temple ST 40 Steam

Semi electronic version (K4 Sensotronic)



Shower Temple SL 40 Sensotronic

- 1 Light button
- 2 LCD display
- 3 Temperature control +/-
- 4 Timing for cascade function +/-
- 4 Overhead shower
- 5 Body spray
- 6 Cascade funktions
- 7 Hand shower
- 8 Scald protection: for temperatures above 38° C press button and turn knob
- 9 Thermostatic mixer

Features:


- Thermostatic mixer with scald protection
- Electronic controlled shower operation
- Illuminated symbols
- LCD display indicates:
 - water temperature
 - desired timing of cascade function

Products:

- Shower Temple SL40 Sensotronic

Control Units for Pharo® Shower Temple®

Manual (MTC Ecostat with additional stop valve)



Shower Temple 90 Quadra ML 40

- 1 Stop-/diverter valve for overhead- and body shower
- 2 Extra valve for hand shower
- 3 Scald protection: for temperatures above 38° press button and turn knob
- 4 Thermostatic mixer β

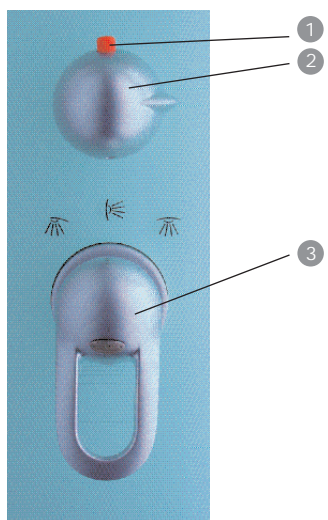
Features:

- Thermostatic mixer with scald protection
- Stop-/diverter valve for control and operation of over head- and body showers
- Separate stop valve for the operation of the hand shower
- Adjustable flow rate
- Combination of two showers possible
- Maximal two showers may be inter-connected

Products:

- Shower Temple Quadra ML/M 40

Manual (Quattrostat Click)



- 1 Scald protection: for temperatures above 38° press button and turn knob
- 2 Thermostatic mixer β
- 3 Stop-/diverter valve for overhead-, hand- and body shower

Features:

- Thermostatic mixer with scald protection
- Stop-/diverter valve for control and operation of overhead- and body showers
- Adjustable flow rate
- Combination of two showers possible

Products:

- Shower Temple ML 40 Manual

Operational Functions

	K4 Sensotronic Steam	K4 Sensotronic	Manual: MTC (plus stop valve)	Manual: Quattrostat Klick
Shower Temple				
100/115 Deluxe DL 40	●	-	-	-
100/115 Steam ST 40	●	-	-	-
90/100/115 Senso. SL 40	-	●	-	-
90/100/115 Manual ML 40	-	-	-	●
90/100 Quadra ML/M 40	-	-	●	-

Shower Power for Pharo® Shower Temple®

Raindance AIR Overhead Shower



Normal spray with air
Rubit

Raindance Overhead Shower



Rain, Mix, Balance, Whirl
Rubit

Overhead Shower



Normal spray
Rubit

Cascade Shower



Waterfall


Aktiva A'8 Hand Shower



Normal-, soft-, massage-, mono spray
Dirtblokker, Quiclean and Rubit

Shower Power for Pharo® Shower Temple®

Bodyvette Body Shower



Normal spray
Rubit

Raindance Body Shower



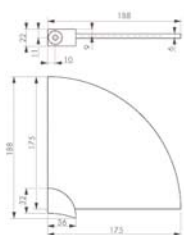
Normal-, massage- vapour spray with
rubit, diffusor made of silikon

Shower fittings

	Overhead Shower	Raindance Overhead Shower	Cascade Shower	Aktiva A'8 Hand Shower	Bodyvette Body Shower	Raindance Body Shower
Shower Temple						
100/115 Deluxe DL 40	.	●	●	●	.	●
100/115 Steam ST 40	.	●	●	●	.	●
90/100/115 Senso. SL 40	.	●	.	●	.	●
90/100/115 Man. ML 40	.	●	.	●	.	●
90/100 Quadra ML/M 40	●	.	.	●	●	.

Shelf

- Circle shaped, made from acrylic, radius 175 mm
- support made from brass, available in different surfaces



Code no.	right version	Colour	Price
left version			
29741000	29740000	chrome	51,50
29741880	29740880	satin chrome	51,50
29741810	29740810	satinox	58,20

Shower Temple

- Optional on all versions

Nanocoat glass coating set**Components**

Two spraycans with Nanocoat cleaning- and coating liquid (50 ml each), two special rags for the preparation of the surface, Latex protective gloves.

Code no.	Price
Nanocoat glass coating set	29799000
	39,90

Fragrance (1l Concentrate) - 1 l concentrate, recommended mixing ratio 1:4
- different substances available:

Substance	Code no.	Price
Eukalyptus	21453000	41,30
Eukaminze	21454000	41,30
Tannenduft	21455000	41,30
Zitrone	21456000	41,30

Plinths

- Shower Temple trays can be either embedded in the floor or installed on top of a finished floor.
- To account for this unique flexibility, the plinths can be ordered in various color finishes.
- The plinths are made of steel /porcelain enamel and are attached to the trays magnetically.

Shower Temple

- Option on all Shower Temples

Raindance Body Sprays

Type	Code no.	Colour	Price
Normal spray	28406000	chrome	9,00
	28406810	satinox	12,00
	28406880	satin chrome	12,00
Massage spray	28408000	chrome	9,00
	28408810	satinox	12,00
	28408880	satin chrome	12,00
Vapour spray	28409000	chrome	9,00
	28409810	satinox	12,00
	28409880	satin chrome	12,00

Shower Temple

- Option for Shower Temple Deluxe, Steam, Sensotronic, ML

Options for Pharo® Shower Temple®

Aromadis dispenser



Automatic fragrance dosing system

- Indulge in the ultimate steam experience with natural aromas: either herbs or aromatic oils can be added to the aroma dispenser.
- A bypass line from the steam generator draws in the scents and returns the fragrant steam to the inside of the cabin through the steam outlet.
- The dispenser regulator individually controls how much scent is infused in the steam.
- Aromatic herbs can simply be placed in the herb reservoir. When using aromatic oils, we suggest soaking a cotton ball with oil and placing the pad in the dispenser reservoir.
- The aroma dispenser is dishwasher-safe.

Shower Temple ST 40 Steam

- Optional on all versions

Shower Temple DL 40 DeLuxe

- Comes standard with the product

Columns



- The two shower columns each come with three additional multispray bodysprays for hours of exquisite full-body hydromassages.

Shower Temple ST 40 Steam

- Optional on all versions

Shower Temple DL 40 DeLuxe

- Comes standard with the product

Colour light



- Colored light enters through the eyes, which then relay the information to your brain. That means that light can subtly improve your mood.
- 96 no-maintenance LEDs are placed behind a special luminescent screen made of diffuser glass to create a special color-drenched ambience.
- There are 8 colors and 5 color sequences to choose from. The sequences can be paused at any given color with the push of a button, and the sequence timing can be adjusted as needed.
- Easy to use with the K4 Sensotronic Steam.

Shower Temple ST 40 Steam

- Optional on all versions

Shower Temple DL 40 DeLuxe

- Comes standard with the product

Tip-up seat with backrest



- Tip-up ergonomic seat with a steel core encased in soft polyurethane foam, aluminum hinges and a back pad made of polyurethane foam.
- The seat and the backrest are finished in modern, timeless satin chrome, while the covers are finished in high-grade gloss chrome.
- The paint is applied to the seat in a process known as in-mold painting in which the polyurethane sheath bonds for approx. 3 mm with the paint.
- Before installing and securing the seat, you must check that the seat wall is stable and strong enough to bear the extra weight. Buttress the wall if needed.

Shower Temple

Roof

- The ST 40 Steam and DL 40 DeLuxe Shower Temples come with functional roofless ceilings. An optional roof cover can be ordered to protect the top of the ceiling.

Shower Temple

- Optional on the ST 40 Steam and the DL 40 DeLuxe


Trimming for Pharo® Shower Temple®

● Standard ○ Option - not available

	115 DL 40 Deluxe	115 ST 40 Steam	115 SL 40 Sensortronic	115 ML 40 Manual	100 DL 40 Deluxe	100 ST 40 Steam	100 SL 40 Sensortronic	100 ML 40 Manual	90 SL 40 Sensortronic	90 ML 40 Manual	100 ML 40 Quadra	100 M 40 Quadra	90 ML 40 Quadra	90 M 40 Quadra
Corner version	●	●	●	●	●	●	●	●	●	●	●	●	●	●
Recommended min. water pressure (bar)	2,5	2,5	2,5	2,5	2,5	2,5	2,5	2,5	2,5	2,5	2,0	2,0	2,0	2,0
Suitable for continuous flow heaters	-	-	-	-	-	-	-	-	-	-	-	-	-	-
Min. room height required (m)	2,40	2,40	2,40	2,40	2,40	2,40	2,40	2,40	2,40	2,40	2,35	2,35	2,35	2,35
Shape of tray														
quarter circle	●	●	●	●	●	●	●	●	●	●	-	-	-	-
square	-	-	-	-	-	-	-	-	-	-	●	●	●	●
Tray non slip version	○	○	○	○	○	○	○	○	○	○	○	○	○	○
Steel plinth	○	○	○	○	○	○	○	○	○	○	○	○	○	○
Profile/columns made from aluminium	●	●	●	●	●	●	●	●	●	●	●	●	●	●
Safety glass	●	●	●	●	●	●	●	●	●	●	●	●	●	●
Door														
hinges left	●	●	●	●	●	●	●	●	●	●	●	●	●	●
hinges right	●	●	●	●	●	●	●	●	●	●	●	●	●	●
Roof														
roof made from Acryl	●	●	-	-	●	●	-	-	-	-	-	-	-	-
open version	-	-	●	●	-	-	●	●	●	●	●	●	●	●
Cover of roof Acryl	○	○	-	-	○	○	-	-	-	-	-	-	-	-
Thermostatic mixer (1/2") manual	●	●	●	●	●	●	●	●	●	●	●	●	●	●
Stop-/Diverter valve														
manual	-	-	-	●	-	-	-	●	-	●	●	●	●	●
electronic	●	●	●	-	●	●	●	-	●	-	-	-	-	-
Separate stop valve	●	●	-	-	●	●	-	-	-	-	●	●	●	●
Number of showers														
hand shower Aktiva A 8	1	1	1	1	1	1	1	1	1	1	1	1	1	1
hand shower (adjustable)	●	●	●	●	●	●	●	●	●	●	-	-	-	-
overhead shower	1	1	1	1	1	1	1	1	1	1	1	1	1	1
body shower	12	6	8	8	12	6	8	8	8	8	2	2	2	2
(interchangeable diffusers)	●	●	●	●	●	●	●	●	●	●	-	-	-	-
flood shower	1	1	-	-	1	1	-	-	-	-	-	-	-	-
Combination of showers possible	●	●	●	●	●	●	●	●	●	●	●	●	●	●
Cascade funktion of body showers	●	●	●	-	●	●	●	-	●	-	-	-	-	-
Control unit for steam operation														
electr. (K4 Sensortronic Steam)	●	●	-	-	●	●	-	-	-	-	-	-	-	-
steam on/off	●	●	-	-	●	●	-	-	-	-	-	-	-	-
time for steam output adjust.	●	●	-	-	●	●	-	-	-	-	-	-	-	-
power input adjustable	●	●	-	-	●	●	-	-	-	-	-	-	-	-
Lighting														
halogen (12V/10W)	●	●	●	●	●	●	●	●	●	●	●	-	●	-
coloured light (LED)	●	○	-	-	●	○	-	-	-	-	-	-	-	-
Column (with 3 body showers)	●	○	-	-	●	○	-	-	-	-	-	-	-	-
Aroma dispenser	●	○	-	-	●	○	-	-	-	-	-	-	-	-
Loudspeaker	●	●	-	-	●	●	-	-	-	-	-	-	-	-
Tip-up seat with back rest for 1 person	●	●	○	○	●	●	○	○	○	○	○	○	○	○
Optional colours	○	○	○	○	○	○	○	○	○	○	-	-	-	-
Optional fittings	○	○	○	○	○	○	○	○	○	○	-	-	-	-


Product Range of Pharo® Steam Cabins Series 500

Pharo® Steam Cabin Montana 510



900x900x2250

Pharo® Steam Cabin Idaho 530



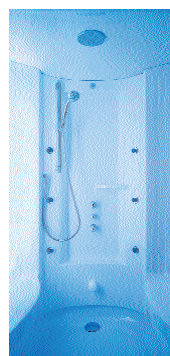
Corner Version
1030x1030x2240
Wall Version
1250x960x2240

Pharo® Steam Cabin Colorado 540




1340x1450x2250

Pharo® Steam Cabin Hawaii 550



Corner Version
1250x1250x2250
Wall Version
1490x1070x2240

Pharo® Steam Cabin Oregon 560



1500x900x2250

Pharo® Steam Cabin Colorado Twin 570



Corner Version
1740x1740x2200
Wall Version
2060x1130x2200



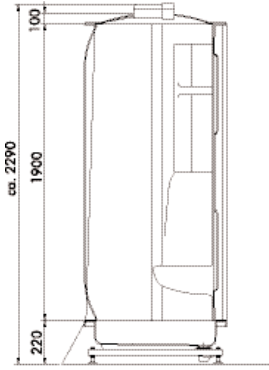
Index Pharo® Steam Cabins Series 500

	Page
Steam Cabins Serie 500: Code No. and Prices	78
Pharo Steam Cabin Montana 510	78
Pharo Steam Cabin Idaho 530	79
Pharo Steam Cabin Colorado 540, seat left	80
Pharo Steam Cabin Colorado 540, seat right	81
Pharo Steam Cabin Hawaii 550	82
Pharo Steam Cabin Oregon 560	83
Pharo Steam Cabin Colorado Twin 570	84
Example for ordering and order form for Pharo Steam Cabins	85
Installation information Pharo Steam Cabins	87
Operating instructions Pharo Steam Cabins	88
Shower Power for Pharo Steam Cabins	89
Trimnings for Pharo Steam Cabins	90
Options for Pharo Steam Cabins	91

Pharo® Steam Cabin Montana 510

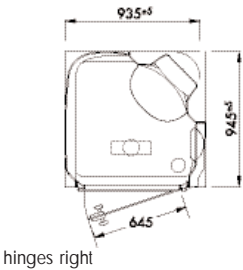
- Installation requirements**
- Additional room for remote steam generator required; 650x650x300 mm (max. 3 m from cabin)
 - Additional installation space of 50 mm around and above the cabin required
 - All measures are clear measures
 - Power supply for the steam generator according to VDE 0100

Standard versions



Components				Price	
Cabin with tray made from acrylic. Ventilation and light system (Halogen spot 12 V/10 W). Door frame made from aluminium with door ESG glass. Remote steam generator 3 KW with electronic control, thermometer and steam port. Hand shower with wall bar and slide curser, 6 body sprays, overhead shower (flat model). Preassembled installation unit.					
Cabin	Door frame knobs hinges	Code no. Hinges		Fittings (Axor Allegroh chrome, satin chrome, chrome/gold)	Price
		left	right		
white	white	21000000	21002000	chrome	7.868,40
white	white	21000880	21002880	satin chrome	7.868,40
white	white	21000090	21002090	chrome/gold	8.153,50
pergamon	pergamon	21001000	21003000	chrome	7.868,40
pergamon	pergamon	21001880	21003880	satin chrome	7.868,40
pergamon	pergamon	21001090	21003090	chrome/gold	8.153,50

Option



Components	Code no.	Price
Fragrance system		
Automatic fragrance dosing system	21452000	604,40
Loudspeaker		
Integrated in light- and ventilation system	21450000	159,70
Fragrance (1 l concentrate)		
Substance		
Eukalyptus	21453000	41,30
Eukaminze	21454000	41,30
Pine	21455000	41,30
Lemon	21456000	41,30

Nanocoat

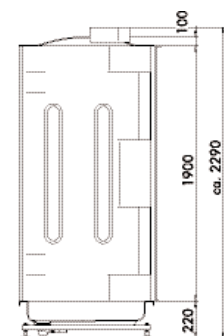
Glass Coating

Two spray cans with Nanocoat precleaning- and coating liquid; two special rags for surface cleaning; latex protective gloves.	29799000	
---	----------	--

all measures in mm!

- Installation requirements**
- Additional room for remote steam generator required; 650x650x300 mm (max. 3 m from cabin)
 - Additional installation space of 50 mm around and above the cabin required
 - All measures are clear measures
 - Power supply for the steam generator according to VDE 0100

Standard versions

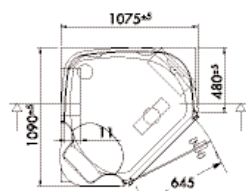


Components **Price**

Cabin with tray made from acrylic. Ventilation and light system (Halogen spot 12 V/10 W). Door frame made from aluminium; door ESG-glas, transparent. Remote steam generator 3 KW with electronic control, thermometer and steam port. Hand shower with wallbar and slide cursor, 6 body sprays, overhead shower (flat model). Preassembled installation unit.

Cabin	Door frame Knobs Hinges	Code no. Hinges		Fittings (Axor Allegroh chrome, satin chrome, chrome/gold)	Price
		left	right		
white	white	21018000	21020000	chrome	7.868,40
white	white	21018880	21020880	satin chrome	7.868,40
white	white	21018090	21020090	chrome/gold	8.153,50
pergamon	pergamon	21019000	21021000	chrome	7.868,40
pergamon	pergamon	21019880	21021880	satin chrome	7.868,40
pergamon	pergamon	21019090	21021090	chrome/gold	8.153,50

Option



Corner version, hinges left

Components **Price**

Fragrance system

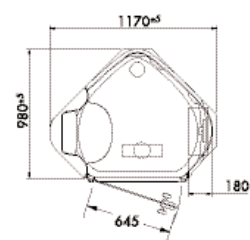
Automatic fragrance dosing system	Code no. 21452000	Price 604,40
-----------------------------------	----------------------	-----------------

Loudspeaker

Integrated in light- and ventilation system	Code no. 21450000	Price 159,70
---	----------------------	-----------------

Fragrance (1l concentrate)

Substance	Code no.	Price
Eukalyptus	21453000	41,30
Eukaminze	21454000	41,30
Pine	21455000	41,30
Lemon	21456000	41,30



Wall version, hinges left

**Nanocoat
Glass Coating**

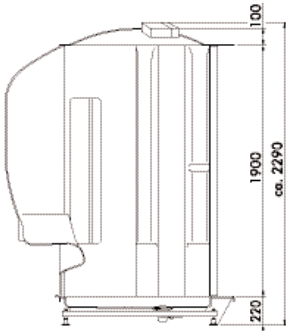
Two spray cans with Nanocoat precleaning- and coating liquid; two special rags for surface cleaning; latex protective gloves.	Code no. 29799000	Price 39,90
---	----------------------	----------------

all measures in mm!

Pharo® Steam Cabin Colorado 540, Seat left

- Installation requirements**
- Additional room for remote steam generator required; 650x650x300 mm (max. 3 m from cabin)
 - Additional installation space of 50 mm around and above the cabin required
 - All measures are clear measures
 - Power supply for the steam generator according to VDE 0100

Standard versions

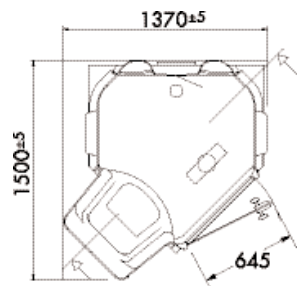


Components Price

Cabin with tray made from acrylic. Ventilation and light system (Halogen spot 12 V/10 W). Door frame made from aluminium; door ESG glass, transparent.
 Remote steam generator 3 KW with electronic control, thermometer and steam port. Hand shower with wall bar and slide curser, 6 body sprays, overhead shower (flat model). Preassembled installation unit.

Cabin	Door frame Knobs Hinges	Code no.		Fittings (Axor Allegroh chrome, satin chrome, chrome/gold)	Price
		left	right		
white	white	21027000	21031000	chrome	9.214,10
white	white	21027880	21031880	satin chrome	9.214,10
white	white	21027090	21031090	chrome/gold	9.499,10
pergamon	pergamon	21028000	21032000	chrome	9.214,10
pergamon	pergamon	21028880	21032880	satin chrome	9.214,10
pergamon	pergamon	21028090	21032090	chrome/gold	9.499,10

Option



Seat left, hinges left

Components Price

Fragrance system

Automatic fragrance dosing system	21452000	604,40
-----------------------------------	----------	--------

Loudspeaker

Integrated in light- and ventilation system	21450000	159,70
---	----------	--------

Fragrance (1l concentrate)

Substance

Eukalyptus	21453000	41,30
Eukaminze	21454000	41,30
Pine	21455000	41,30
Lemon	21456000	41,30

Nanocoat

Glass Coating

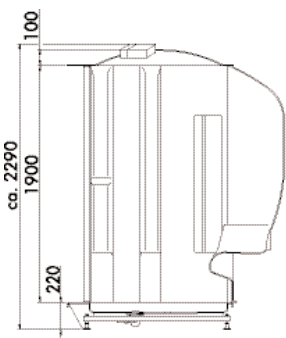
Two spray cans with Nanocoat precleaning- and coating liquid; two special rags for surface cleaning; latex protective gloves.	29799000	39,90
---	----------	-------

all measures in mm!

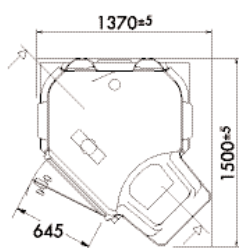
Pharo® Steam Cabin Colorado 540, Seat right

Installation requirements	<ul style="list-style-type: none"> - Additional room for remote steam generator required; 650x650x300 mm (max. 3 m from cabin) - Additional installation space of 50 mm around and above the cabin required - All measures are clear measures - Power supply for the steam generator according to VDE 0100
----------------------------------	--

Standard versions	<p>Components</p> <p>Cabin with tray made from acrylic. Ventilation and light system (Halogen spot 12 V/10 W). Door frame made from aluminium; door ESG glass, transparent.</p> <p>Remote steam generator 3 KW with electronic control, thermometer and steam port. Hand shower with wall bar and slide cursor, 6 body sprays, overhead shower (flat model). Preassembled installation unit.</p>	Price
--------------------------	---	--------------

	Cabin	Door frame Knobs Hinges	Code no. Hinges	Fittings (Axor Allegroh chrome, satin chrome, chrome/gold)		
			left	right		
	white	white	21029000	21033000	chrome	9.214,10
	white	white	21029880	21033880	satin chrome	9.214,10
	white	white	21029090	21033090	chrome/gold	9.499,10
	pergamon	pergamon	21030000	21034000	chrome	9.214,10
	pergamon	pergamon	21030880	21034880	sation chrome	9.214,10
pergamon	pergamon	21030090	21034090	chrome/gold	9.499,10	

Option	Components	Order no.	Price
---------------	-------------------	------------------	--------------

	Fragrance system		
	Automatic fragrance dosing system	21452000	604,40

	Loudspeaker		
	Integrated in light- and ventilation system	21450000	159,70

	Fragrance (1l concentrate)		
	Substance		
	Eukalyptus	21453000	41,30
	Eukaminze	21454000	41,30
	Pine	21455000	41,30
	Lemon	21456000	41,30

Seat right, hinges right

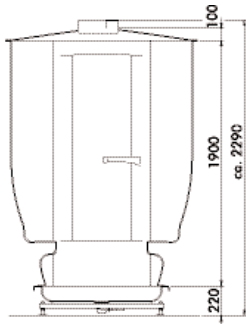
Nanocoat Glass Coating		
Two spray cans with Nanocoat precleaning- and coating liquid; two special rags for surface cleaning; latex protective gloves.	29799000	39,90

all measures in mm!

Pharo® Steam Cabin Hawaii 550

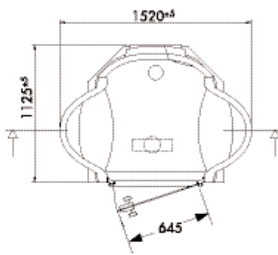
- Installation requirements**
- Additional room for remote steam generator required 650x650x300 mm (max. 3 m from cabin)
 - Additional installation space of 50 mm around and above the cabin required
 - All measures are clear measures
 - Power supply for steam generator according to VDE 0100

Standard versions

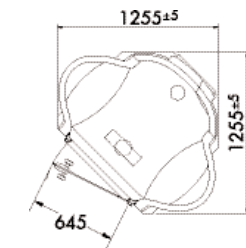


Components				Price	
Cabin with tray made from acrylic. Ventilation and light system (Halogen spot 12 V/10 W). Door frame made from aluminium, door ESG glass, transparent.					
Remote steam generator 3 KW with electronic control, thermometer and steam port. Hand shower with wallbar and slide cursor, 6 body sprays, overhead shower (flat model). Preassembled installation unit.					
Cabin	Door frame Knobs Hinges	Code no.		Fittings (Axor Allegroh chrome, satin chrome, chrome/gold)	
		left	right		
white	white	21040000	21042000	chrome	8.632,40
white	white	21040880	21042880	satin chrome	8.632,50
white	white	21040090	21042090	chrome/gold	8.917,50
pergamon	pergamon	21041000	21043000	chrome	8.632,40
pergamon	pergamon	21041880	21043880	satin chrome	8.632,40
pergamon	pergamon	21041090	21043090	chrome/gold	8.917,50

Option



Wallversion, hinges right



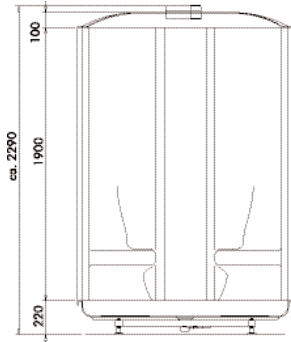
Corner version, hinges right

Components	Code no.	Price
Fragrance system		
Automatic fragrance dosing system	21452000	604,40
Loudspeaker		
Integrated in light- and ventilation system	21450000	159,70
Fragrance (1l concentrate)		
Substance		
Eukalyptus	21453000	41,30
Eukaminze	21454000	41,30
Pine	21455000	41,30
Lemon	21456000	41,30
Nanocoat Glass Coating		
Two spray cans with Nanocoat precleaning- and coating liquid; two special rags for surface cleaning; latex protective gloves.	29799000	39,90

all measures in mm!

- Installation requirements**
- Additional room for remote steam generator 650x650x300 mm (max. 3 m from cabin)
 - Additional installation space of 50 mm around and above the cabin required
 - All measures are clear measures
 - Power supply for steam generator according to VDE 0100

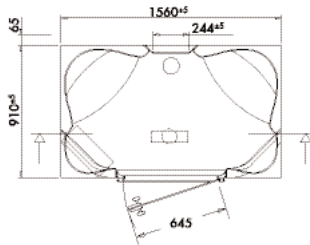
Standard version



Components
 Cabin with tray made from acrylic. Ventilation and light system (Halogen spot 12 V/10 W). Door frame made from aluminium, door ESG glass, transparent.
 Remote steam generator 3 KW with electronic control, thermometer and steam port. Hand shower with wall bar and slide cursor, 6 body showers, overhead shower (flat model). Preassembled installation unit.

Cabin	Door frame Knob Hinges	Code no.		Fittings (Axor Allegroh chrome, satin chrome, chrome/gold)	Price
		left	right		
white	white	21049000	21051000	chrome	8.632,40
white	white	21049880	21051880	satin chrome	8.632,40
white	white	21049090	21051090	chrome/gold	8.917,50
pergamon	pergamon	21050000	21052000	chrome	8.632,40
pergamon	pergamon	21050880	21052880	satin chrome	8.632,40
pergamon	pergamon	21050090	21052090	chrome/gold	8.917,50

Option



Hinges right

Components Code no. Price

Fragrance system

Automatic fragrance dosing system	21452000	604,40
-----------------------------------	----------	--------

Loudspeaker

Integrated in light- and ventilation system	21450000	159,70
---	----------	--------

Fragrance (1l concentrate)

Substance

Eukalyptus	21453000	41,30
Eukaminze	21454000	41,30
Pine	21455000	41,30
Lemon	21456000	41,30

**Nanocoat
Glass Coating**

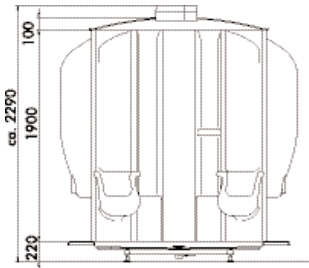
Two spray cans with Nanocoat precleaning- and coating liquid; two special rags for surface cleaning; latex	29799000	39,90
--	----------	-------

all measures in mm!

Pharo® Steam Cabin Colorado Twin 570

- Installation requirements**
- Additional room for steam generator required 650x650x300 mm (max. 3 m from cabin)
 - Additional installation space of 50 mm around and above the cabin required
 - All measures are clear measures
 - Power supply for steam generator according to VDE 0100

Standard version



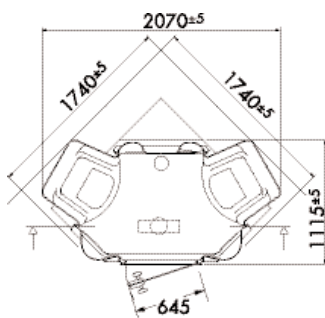
Components

Cabin with tray made from acrylic. Ventilation and light system (Halogen spot 12 V/10 W). Door frame made from aluminium, door ESG glass, transparent.
 Remote steam generator 6 KW with electronic control, thermometer and steam port.
 Hand shower with wall bar and slide cursor, 6 body sprays, overhead shower (flat model). Preassembled installation unit.

Price

Cabin	Door frame Knob Hinges	Code no.		Finish (Axor Allegroh chrome, satin chrome, chrome/gold)	Price
		left	right		
white	white	21058000	21060000	chrome	10.206,20
white	white	21058880	21060880	satin chrome	10.206,20
white	white	21058090	21060090	chrome/gold	10.491,30
pergamon	pergamon	21059000	21061000	chrome	10.206,20
pergamon	pergamon	21059880	21061880	satin chrome	10.206,20
pergamon	pergamon	21059090	21061090	chrome/gold	10.491,30

Option



Hinges right

Components

Fragrance system

Automatic fragrance dosing system

Code no.

21452000

Price

604,40

Loudspeaker

Integrated in light- and ventilation system

21450000

159,70

Fragrance (1l concentrate)

Substance

Eukalyptus	21453000	41,30
Eukaminze	21454000	41,30
Pine	21455000	41,30
Lemon	21456000	41,30

Nanocoat

Glass Coating

Two spray cans with Nanocoat precleaning- and coating liquid; two special rags for surface cleaning; latex protective gloves.

29799000

39,90

all measures in mm!

Example for Ordering Pharo® Steam Cabin Series 500

<i>Standard version:</i>	<i>Code no./Text</i>	<i>Price</i>
Steam Cabin Colorado 540		
1 Steam Cabin Colorado 540, seat left, hinges left, cabin white, fitting chrome	Code no. 21027000	9.214,10
2 Option1: Automatic fragrance dosing system	Code no. 21452000	604,40
3 Option 2: Substance Eukalyptus	Code no. 21453000	41,30
4 Option 3: Loudspeaker	Code no. 21450000	159,70
5		

Checklist and Order Form for Pharo® Steam Cabin Series 500

R Required

O Optional

Copy this sheet and use it when dealing with your customer to specify the desired version of the Shower Temple. This form can also be used to order the Shower Temple. Simply fax the completed form to your Hansgrohe sales office. Only one order per copy.

Enquiry

Order

Customer _____
Street _____
Zip Code/City _____

Agent _____
Date of Order _____
Phone/Extension _____
Fax _____

R Model Colour Condition/Explanation

- Steam Cabin Montana 510
- Steam Cabin Idaho 530
- Steam Cabin Colorado 540, seat left
- Steam Cabin Colorado 540, seat right
- Steam Cabin Hawaii 550
- Steam Cabin Oregon 560
- Steam Cabin Colorado Twin 570

R Hinges

- left
- right

R Components

- Colour of cabin _____ specify colour
- Finish of fitting _____ specify finish

O Option

- Loudspeaker
- Fragrance system
- Fragrances _____ specify fragrance

Customer/date: _____

Salesperson/date: _____

Installation Information for Pharo® Series 500 Steam Showers

Planning

- Plan in an extra margin of 50 mm on top and around the perimeter of the cabin. Electrical devices, wiring and connections are frequently located behind the wall. Make sure that you can reach these elements relatively easily. Ensure that you have a service panel. Draw a sketch of where and how you want to install the cabin. Make sure that you can easily access the generator and the fragrance system (option) for servicing and maintenance. The cabin casing cannot be installed until the cabin has been fully set up, installed and tested. Before installing the cabin casing, check all the components to make sure they work properly and are waterproof.

Requirements/Electrical Connection

- Electrical connections must be installed in compliance with applicable regulations issued by the Association of German Electricians (VDE), state governments and power companies. Only qualified electricians may install and check the connections, observing VDE 0100 Part 701. Disconnect the power before doing any work on the Steam Shower.
- The electrical connection must be located within one meter of the steam generator (3 kW - 230 V, 50 Hz). Steam Shower 570: 6 kW - 2 x 230 V or 380 V, 50 Hz . The electrical wiring must be long enough to be connected directly to the steam generator/steam controls.

Requirements/Water Supply

- The hot-water and cold-water connections with the shut-off valve should be located within one meter of the cabin. The DN15 connection must be installed in compliance with DIN standards and local regulations.
- For the shower to work properly, the working pressure should be 2 bar.
- The cabin's showerheads, bodysprays and handshowers come fully pre-assembled. The only thing left to do is to connect the hot water and cold water to the DN15 (1/2") thermostatic mixer.
- There must be a drain below the cabin 50 mm or 40 mm in diameter.

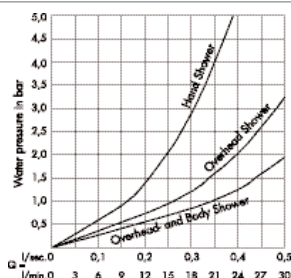
Steam Generator

- The steam line must be no longer than 3 m. This allows the steam generator to be installed in another room or even one floor higher or lower. The steam generator can be supplied with cold or hot water. It comes furnished with a magnetic valve that automatically regulates the water intake volume (the steam generator consumes 2 l water/30 min). A non-return shut-off valve must be installed in the steam generator's water intake line.

Ventilation

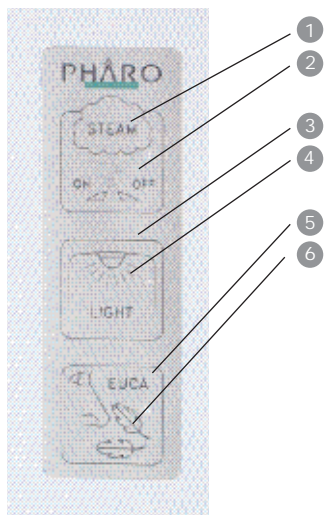
- We recommend natural ventilation for the cabin. A ventilation duct made of heat-resistant plastic 100 mm in diameter should be installed above and at a slight incline to the cabin. Before connecting any mechanical ventilation system, make sure that it is resistant to high levels of humidity and fragrances. Make sure to set the ventilation system so that it does not draw too much steam from the cabin.
- The ventilation duct material is not included with the Steam Shower.

Flow Rates



Operating Instructions for Pharo® Steam Cabins Series 500

Steam control unit for Steam Cabins Series 500



- ① Steam on/off
- ② Light emitting diode - steam
- ③ Light on/off
- ④ Light emitting diode - light
- ⑤ **Option:** fragrance on/off
- ⑥ Light emitting diode - fragrance


Features:

- Control unit for steam-, light- and fragrance system (option)
- Funktionen controlled by on/off button
- Steam output preadjusted to 30 min. max.
- Light emitting diodes indicate aktive funktionen
- Fragrance system only when steam generator is active

Products:

- Steam cabins series 500

Control unit for Steam Cabins Series 500



- ① Stop-/diverter valve for overhead- and body showers
- ② Extra valve for hand shower
- ③ Scald protection: for temperatures above 38° press button and turn knob
- ④ Thermostatic mixer ½

Features:

- Thermostatic mixer with scald protection
- Stop-/diverter valve for control and combination of overhead- and bodyshowers
- Extra valve for hand shower
- Adjustable flow rate
- Combination of two showers possible
- Maximal two showers in use

Products:

- Steam cabins series 500

Overhead Shower



Normal spray with air
Rubit

Aktiva A'8 Hand Shower



Normal-, soft-, massage-, mono spray
Dirtblokker

Pharo Massage Shower



Massage jet
Diffuser made of Silicon

Shower Fittings

	Overhead Shower with Air	Aktiva A'8 Hand Shower	Pharo Massage Jet
Steam Cabins Series 500			
Montana 510	●	●	●
Idaho 530	●	●	●
Colorado 540	●	●	●
Hawaii 550	●	●	●
Oregon 560	●	●	●
Colorado Twin 570	●	●	●

Accessories and Special Features of Pharo® Built In Cabins (Steam Cabins Series 500)

● Standard ○ Option - not available

	Montana 510	Idaho 530	Colorado 540	Hawaii 550	Oregon 560	Colorado Twin 570
Model						
wall version	●	●	●	●	●	●
corner version		●	●	●	●	●
Number of seats	1	1	1	2	2	2
Recommended min. flow pressure (bar)	2	2	2	2	2	2
Suitable for continuous flow heaters	-	-	-	-	-	-
Min. room height (m)	2,40	2,40	2,40	2,40	2,40	2,40
Cabin made from acrylic						
white	●	●	●	●	●	●
pergamon	●	●	●	●	●	●
Door frame made from aluminium	●	●	●	●	●	●
Door made from safety glass	●	●	●	●	●	●
Number of elements incl. door	6	5	7	6	8	8
Door hinges						
left	●	●	●	●	●	●
right	●	●	●	●	●	●
Steam generator output						
3 KW	●	●	●	●	●	-
6 KW	-	-	-	-	-	●
Control unit for steam supply						
electronic	●	●	●	●	●	●
steam on/off	●	●	●	●	●	●
fragrance system on/off	○	○	○	○	○	○
adjustable steam supply	-	-	-	-	-	-
adjustable steam output	-	-	-	-	-	-
Control unit for showers						
thermostat (1/2") manual	●	●	●	●	●	●
stop/diverter valve manual	●	●	●	●	●	●
Number of showers						
body spray	6	6	6	6	6	6
hand shower	1	1	1	1	1	1
overhead shower (flat model)	1	1	1	1	1	1
Combination of showers possible	●	●	●	●	●	●
Light and ventilation system	●	●	●	●	●	●
Fragrance dosing system	○	○	○	○	○	○
Loudspeaker	○	○	○	○	○	○

Options for Pharo® Built In- and Freestanding Cabins

Automatic Fragrance System

- The aromatic essences are infused in the steam at the push of a button
- Ideal mixture of steam and scent. Fragrance is easily absorbed through the nose's mucous membranes and through the skin, instantly improving your sense of well-being
- Can be turned on and off at any time with the controls
- Convenient aromatherapy at home
- Many fragrances available
- More water is expelled from the steam nozzle when fragrance system is active
- Fragrance consumption: 0.25 l/30 min.

Built In Cabins

- Optional in the 500 series

Fragrances

- Container with 1 l concentrate. Recommended mixing ratio of 1:4
- Many fragrances available:
Eucalyptus, pine, eucamint, lemon.... for all tastes and for all purposes. Fight off colds, flu or fatigue, invigorate and rejuvenate yourself, or just breathe in the fragrant air

Built In Cabins

- Optional in the 500 series

Loudspeaker

- The speaker is integrated in the lighting and ventilation unit
- Connect the speaker to your current external stereo system
- Listen to anything at all while relaxing in the steam or shower
- Speaker output: 50 watts

Built In Cabins

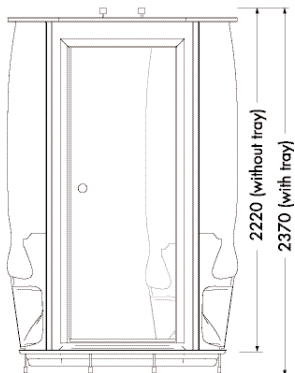
- Optional in the 500 series

Nanocoat Glass Coating Set

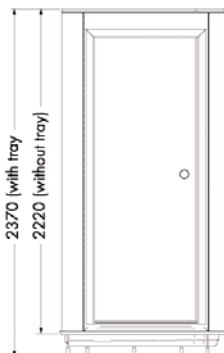
- Specially designed for the treatment of glass- and ceramic surfaces

Product Range of Pharo® Steam Cabins WellSpring®

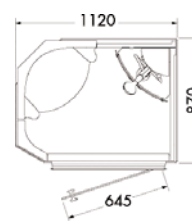
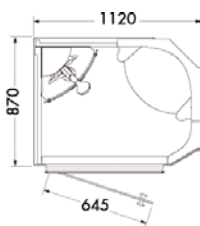
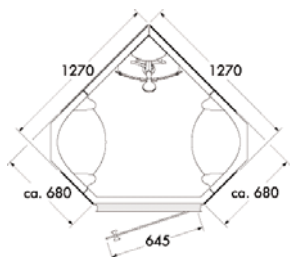

Pharo® WellSpring® 130



Pharo® WellSpring® 115 right version



Pharo® WellSpring® 115 left version



	Seite
WellSpring®: Code No. and Prices	94
Pharo WellSpring 130 semi electronic version with steam	94
Pharo WellSpring 115 semi electronic version with steam, left version	96
Pharo WellSpring 115 semi electronic version with steam, right version	98
Example for ordering Pharo WellSpring	100
General installation instructions for Pharo WellSpring	102
Control units for Pharo WellSpring	104
Shower Power for Pharo WellSpring	105
Options for Pharo WellSpring	106
Trimmings for Pharo WellSpring	107

Pharo® WellSpring® 130

Semi Electronic Version with Steam

Installation requirements

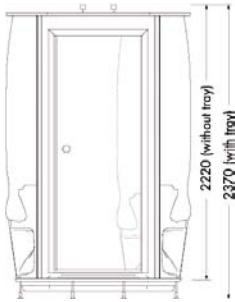
- Power supply of the steam generator according to VDE 0100
- Dimension and position of hollow pipe to be observed
- Not suitable for continuous flow heaters; min. flow pressure 2,5 bars
- For a professional installation of the cabin without shower tray we recommend to use the optional rough in

Standard version

Components

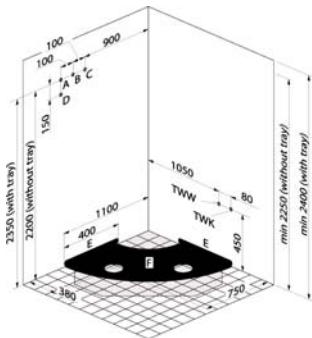
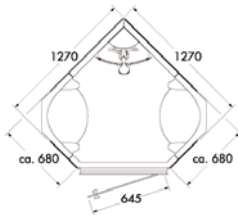
Cabin with corner panel, roof and tray made from acrylic (incl. waste Staro 90). Corner panel made from aluminium with thermostatic mixer, stop-/ diverter valve for the shower operation, 1 hand shower, 6 body showers. Steam box made from acrylic with ESG glass cover, steam generator (3,3 kW), fragrance dispenser. Roof with 2x0W halogen spots and Raindance AIR overhead shower x180 mm. Doorframe made from aluminium, ESG glass, transparent. Glass shelf with support made from brass.

Price



Cabin, door, box for steam generator white	Corner panel satin chrome	Code no. Door hinges right 29620000	Fittings (Axor Allegroh chrome) chrome	8.694,00
---	------------------------------	--	--	-----------------

Configuration



	Code no.	Price
WellSpring 130	29620980	7.814,30
Door hinges		surcharge
left	left	no surcharge
right	right	no surcharge
Colour of door		
satin chrome, white, pergamon	Door "colour"	no surcharge
Tray		
Tray	Tray "yes"	879,80
Colour of cabin		
Roof, seats, walls, tray, box for steam generator white, pergamon	Cabin "Colour"	no surcharge

- A: hollow pipe 1 (for loudspeaker)
- B: hollow pipe 2 (∅25 mm)
- C: hollow pipe 3 (∅25 mm)
- D: hollow pipe 4 (for ground wire)
- E: area for discharge (wall)
- F: area for discharge (floor)
- TWW: warm water connection
- TWK: cold water connection

all measures in mm!

Pharo® WellSpring® 130
Semi Electronic Version with Steam

<i>Option</i>	Components	Code no./text	<i>Price</i>
<i>Flood shower</i>	Flood shower	Flood shower	165,60
<i>Halogen-/colour light</i>	Halogen light with integrated colour light (LED)	Colour light modul	1.021,50
<i>Loudspeaker</i>	Loudspeaker, 2 pieces	Loudspeaker	155,30
<i>Fragrance dosing system</i>	Automatic fragrance dosing system	Fragrance system	364,30
<i>Overhead shower Raindance AIR ø240 mm</i>	Overhead shower Raindance AIR	Overhead shower Raindance AIR	129,40
<i>Inside wall panel</i>	Wall panels (can be tiled)	Wall panels	434,70
<i>Rough In</i>	Rough in necessary for mounting the cabin without shower tray	29621180	672,80
<i>Fragrance (1l concentrate)</i>	Eukalyptus	21453000	41,30
	Eukaminze	21454000	41,30
	Pine	21455000	41,30
	Lemon	21456000	41,30
<i>Nanocoat Glass Coating</i>	for the treatment of glass- and ceramic surfaces	29799000	39,90

Special surfaces on request


Pharo® WellSpring® 115

Semi Electronic Version with Steam, Left Version

Installation requirements

- Power supply of the steam generator according to VDE 0100
- Dimension and position of hollow pipe to be observed
- Not suitable for continuous flow heaters; min. flow pressure 2,5 bars
- For a professional installation of the cabin without shower tray we recommend to use the optional rough in

Standard version




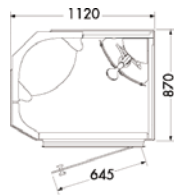
Components

Cabin with corner panel, roof and tray made from acrylic (incl. waste Staro 90). Corner panel made from aluminium with thermostatic mixer, stop-/ diverter valve for the shower operation, 1 hand shower, 6 body showers. Steam box made from acrylic with ESG glass cover, steam generator (3,3 kW), fragrance dispenser. Roof with 2x0W halogen spots and Raindance AIR overhead shower x180 mm. Doorframe made from aluminium, ESG glass, transparent. Glass shelf with support made from brass.

Price

Cabin, door, box for steam generator white	Corner panel satin chrome	Code no. Door hinges right 29640000	Fittings (Axor Allegroh chrome) chrome	8.176,50
---	------------------------------	--	--	-----------------

Configuration



	Code no.	Price
WellSpring 115, links	29640980	7.296,80
Door hinges		surcharge
left	left	no surcharge
right	right	no surcharge
Colour of door		no surcharge
satin chrome, white, pergamon	Door "colour"	
Tray		
Tray	Tray "yes"	879,80
Colour of cabin		
Roof, seats, walls, tray, box for steam generator		
white, pergamon	Cabin "Colour"	no surcharge

- A: hollow pipe 1 (for loudspeaker)
- B: hollow pipe 2 (∅25 mm)
- C: hollow pipe 3 (∅25 mm)
- D: hollow pipe 4 (for ground wire)
- E: area for discharge (wall)
- F: area for discharge (floor)
- TWW: warm water connection
- TWK: cold water connection

all measures in mm!

Pharo® WellSpring® 115
Semi Electronic Version with Steam, Left Version

<i>Option</i>	Components	Code no./text	<i>Price</i>
<i>Flood shower</i>	Flood shower	Flood shower	165,60
<i>Halogen-/colour light</i>	Halogen light with integrated colour light (LED)	Colour light modul	1.021,50
<i>Loudspeaker</i>	Loudspeaker, 2 pieces	Loudspeaker	155,30
<i>Fragrance dosing system</i>	Automatic fragrance dosing system	Fragrance system	364,30
<i>Overhead shower Raindance AIR ø240 mm</i>	Overhead shower Raindance AIR	Overhead shower Raindance AIR	129,40
<i>Inside wall panel</i>	Wall panels (can be tiled)	Wall panels	434,70
<i>Rough In</i>	Rough in necessary for mounting the cabin without shower tray	29641180	672,80
<i>Fragrance (1l concentrate)</i>	Eukalyptus	21453000	41,30
	Eukaminze	21454000	41,30
	Pine	21455000	41,30
	Lemon	21456000	41,30
<i>Nanocoat Glass Coating</i>	for the treatment of glass- and ceramic surfaces	29799000	39,90

Special surfaces on request

Pharo® WellSpring® 115

Semi Electronic Version with Steam, Right Version

Installation requirements


- Power supply of the steam generator according to VDE 0100
- Dimension and position of hollow pipe to be observed
- Not suitable for continuous flow heaters; min. flow pressure 2,5 bars
- For a professional installation of the cabin without shower tray we recommend to use the optional rough in

Standardversionen

Components

Cabin with corner panel, roof and tray made from acrylic (incl. waste Staro 90). Corner panel made from aluminium with thermostatic mixer, stop-/ diverter valve for the shower operation, 1 hand shower, 6 body showers. Steam box made from acrylic with ESG glass cover, steam generator (3,3 kW), fragrance dispenser. Roof with 2x10W halogen spots and Raindance AIR overhead shower x180 mm. Doorframe made from aluminium, ESG glass, transparent. Glass shelf with support made from brass.

Price



Cabin, door, box for steam generator white

Corner panel satin chrome


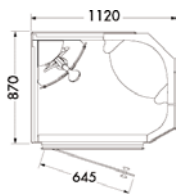
Code no. Door hinges left 29630000

Fittings (Axor Allegroh chrome) chrome

8.176,50

Configuration

	Code no.	Price
WellSpring 115, links	29630980	7.296,80
Door hinges		surcharge
left right	left right	no surcharge no surcharge
Colour of door		
satin chrome, white, pergamon	Door "colour"	no surcharge
Tray		
Tray	Tray "yes"	879,80
Colour of cabin		
Roof, seats, walls, tray, box for steam generator		
white, pergamon	Cabin "Colour"	no surcharge



- A: hollow pipe 1 (for loudspeaker)
- B: hollow pipe 2 (∅25 mm)
- C: hollow pipe 3 (∅25 mm)
- D: hollow pipe 4 (for ground wire)
- E: area for discharge (wall)
- F: area for discharge (floor)
- TWW: warm water connection
- TWK: cold water connection

all measures in mm!

Pharo® WellSpring® 115
Semi Electronic Version with Steam, Right Version

<i>Option</i>	Components	Code no./text	<i>Price</i>
<i>Flood shower</i>	Flood shower	Flood shower	165,60
<i>Halogen-/colour light</i>	Halogen light with integrated colour light (LED)	Colour light modul	1.021,50
<i>Loudspeaker</i>	Loudspeaker, 2 pieces	Loudspeaker	155,30
<i>Fragrance dosing system</i>	Automatic fragrance dosing system	Fragrance system	364,30
<i>Overhead shower Raindance AIR ø240 mm</i>	Overhead shower Raindance AIR	Overhead shower Raindance AIR	129,40
<i>Inside wall panel</i>	Wall panels (can be tiled)	Wall panels	434,70
<i>Rough In</i>	Rough in necessary for mounting the cabin without shower tray	29631180	672,80
<i>Fragrance (1l concentrate)</i>	Eukalyptus	21453000	41,30
	Eukaminze	21454000	41,30
	Pine	21455000	41,30
	Lemon	21456000	41,30
<i>Nanocoat Glass Coating</i>	for the treatment of glass- and ceramic surfaces	29799000	39,90

Special surfaces on request

Example for Ordering Pharo® WellSpring® 115 right version

<i>Standard version:</i>	<i>Code no./Text</i>	<i>Price</i>
WellSpring		
WellSpring 115 right version	29630000	8.176,50
Price		8.176,50
Non standard version:		
WellSpring 115, right		
1 WellSpring 115, right Code no.	29630980	7.296,80
2 Door hinges left right Text	left/right	no surcharge
3 Colour of door satin chrome, white, pergamon Text	Door "colour"	no surcharge
4 Tray Text	Tray "yes"	879,75
5 Colour of cabin (roof, seat, walls, tray, box for steam generator) Text	Cabin "Colour"	no surcharge
6 Option 1: Flood shower Text	Flood shower	165,60
7 Option 2: Halogen-/colour light modul Text	Light modul	1.021,55
8 Option 3: Loudspeaker Text	Loudspeaker "colour"	155,25
Price		9.518,95

Checklist and Order Form for Pharo® WellSpring® 115/130

R Required

O Optional

Copy this sheet and use it when dealing with your customer to specify the desired version of the WellSpring. This form can also be used to order the WellSpring. Simply fax the completed form to your Hansgrohe sales office. Only one order per copy.

Enquiry

Order

	Agent
Customer	Date
Street	Phone/Extension
Zip code/City	Fax

R Model

Specify:

- | | | |
|---|--|------------|
| <input type="checkbox"/> WellSpring 115 right | | Hinges l/r |
| <input type="checkbox"/> WellSpring 115 left | | Hinges l/r |
| <input type="checkbox"/> WellSpring 130 | | Hinges l/r |

R Components

- | | | |
|--|--|-------------------|
| <input type="checkbox"/> Cabin | | Colour |
| <input type="checkbox"/> Door | | Colour |
| <input type="checkbox"/> Corner panel | | Colour |
| <input type="checkbox"/> Box for steam generator | | Colour |
| <input type="checkbox"/> Fittings | | Series and colour |

R Tray

- yes
- no

O Option

- | | | |
|--|--|----------------|
| <input type="checkbox"/> Flood shower | | |
| <input type="checkbox"/> Colour light modul | | |
| <input type="checkbox"/> Loudspeaker | | Specify colour |
| <input type="checkbox"/> Fragrance system | | |
| <input type="checkbox"/> Overhead shower Raindance AIR >240 mm | | |
| <input type="checkbox"/> Wall panels | | |

Customer, date: _____

Sales person, date: _____

Planning

- Plan in an extra margin of 50 mm on top and around the perimeter of the cabin for cables and connections. Draw a sketch of where and how you want to install the cabin. The cabin casing cannot be installed until the cabin has been fully set up, installed and tested. Before installing the cabin casing, check all the components to make sure they work properly and are waterproof.
- The floor structure beneath the shower system has to be able to support 200 kg/m²
- For the Pharo WellSpring Steam Cabin with shower tray, the ceiling must be at least 2400 mm high. Mounting the WellSpring without tray, 2250 mm are required.
- When connecting speakers to the WellSpring make sure to have an extra wiring duct.

Requirements/Electrical Connection

- Electrical connections must be installed in compliance with applicable regulations issued by the Association of German Electricians (VDE), state governments and power companies.
- The electrical connection may only be installed by a qualified electrician and must be protected in compliance with VDE 0100 Part 701 using an FI circuit breaker. Disconnect the power before doing any work on the shower system.
- WellSpring Steam Cabins are IPX5 protected with a rated voltage of 230 V. The output for the WellSpring system is 3,5 KW.
- Make sure to have an electrical wiring duct with an internal diameter of 25 mm (3 x 1,5 mm² moisture-proof cables) and 16 A overcurrent protection with an FI circuit breaker (30 mA).
- The supply cable for the control unit needs an electrical wiring duct with an internal diameter of 25 mm.
- The provided cable guarantees an installation of the transformer of up to 6 m from the WellSpring cabin.
- The transformer must always be accessible.
- For the potential equalisation use a cable 4 mm² x 3 m long placed behind the cabin.
- When connecting speakers to an outside stereo system, please note that the speakers have a maximum output of 30 watts. Their impedance is 8 ohms.

Requirements/ Water Supply

- The water inlet and drainage connections must be installed in compliance with applicable DIN 1988/ EN 1717/ DIN 1986/ EN12056 standards and local regulations.
- WellSpring steam cabins may not be operated in connection with hydraulically, thermically or electronically controlled open hot water storage tanks.
- Any pressure differences between the cold-water and hot-water connections must be compensated for.
- Minimum flow pressure: 2,5 bar
- Water supply: %
- Drain: 50 mm wall or floor connection

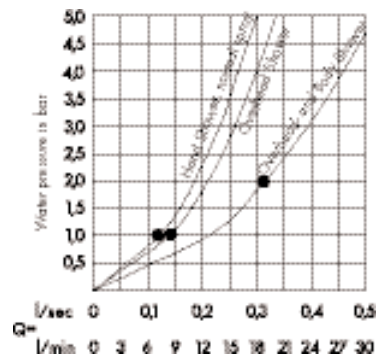
Steam Generator

- If your water is hard, i.e. dH 14 and higher (mmo/l), you should route your water inlet line through a water-softening unit before it reaches your steam generator.
- Water consumption of steam generator:
 - 4.1 l/h (during steaming)
 - 7.7 l/h (steaming + drainage)

Paneling

- The cabin may be covered with normal panels e. g. GIS, Knauf, WEDI-panels.
- It can be tiled, or wood-paneled
- Plan an extra margin around the perimeter of the cabin for the panels.

Flow Rates



Control Units for Pharo® WellSpring®

Control unit for steam



- ① Light button (Light* on/off)
- ② LCD Display
- ③ Button for:
steam control/-output, fragrance
system, light program*
- ④ Cursor
- ⑤ Steam on/off
Fragrance system** on/off

Features:

- Control unit for steam-, light, colour light, fragrance system
- Timer for steam (up to 60 min.)
- Steam output (30 -100%)
- Fragrance system (70-100%)
- LCD Display for indication of:
 - water temperatur
 - steam in minutes
 - selected steam output in %
 - cabin temperature
- illuminated symbols when function is active

*Colour light program


- Optional

**Fragrance system

- Optional

Control unit manual

(Quattrostat Click)



- ① Scald protection: for temperatures above 38°C press button and turn knob
- ② Thermostatic mixer ✕
- ③ Stop-/diverter valve for overhead-, hand- and bodyshowers.

Features:

- Thermostatic mixer with scald protection
- Stop-/diverter valve for overhead-, hand- and bodyshowers.
- Adjustable flow rate
- Combination of two showers possible

Raindance AIR Overhead Shower



Normal spray with air
Rubit

Waterfall



Waterfall

Raindance Body Shower



Normal-, massage-, vapour spray
(diffusors exchangeable) with Rubit or
Silicon body

Aktiva A'8 Hand Shower



Normal-, soft-, massage-, mono spray
Dirtblokker

Shower Fittings


	Overhead shower with Air	Flood shower	Aktiva A'8 Hand shower	Raindance body showers
Steam cabins WellSpring				
WellSpring 130	●	●	●	●
WellSpring 115 left version	●	●	●	●
WellSpring 115 right version	●	●	●	●

Options Pharo® WellSpring®

Automatic fragrance dosing system

- The aromatic essences are infused in the steam at the push of a button
- Ideal mixture of steam and scent. Fragrance is easily absorbed through the nose's mucous membranes and through the skin, instantly improving your sense of well-being
- Can be turned on and off at any time with the controls
- Convenient aromatherapy at home
- Many fragrances available
- Fragrance consumption: 0.25 l/30 min.

Colour light



- Colored light enters through the eyes, which then relay the information to your brain. That means that light can subtly improve your mood.
- 96 no-maintenance LEDs are placed behind a special luminescent screen made of diffuser glass to create a special color-drenched ambience.
- There are 8 colors and 5 color sequences to choose from. The sequences can be paused at any given color with the push of a button, and the sequence timing can be adjusted as needed.
- Easy to use with the K4 Sensoronic Steam.

Loudspeaker

- Two loudspeaker integrated in roof
- Connect the speaker to your current external stereo system
- Speaker output: 2 x30 Watt

Nanocoat glass coating

- Specially designed for the treatment of glass- and ceramic surfaces

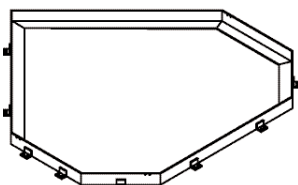


Fragrance

- 1 l concentrate, recommended mixing ratio 1:4
- different substances available

Rough in

- Rough in; needed if mounting the cabin without tray



● Standard ○ Option - not available

	WellSpring 115 left version	WellSpring 115 right version	WellSpring 130
Model			
wall	●	●	
corner	●	●	●
Seats (number)	1	1	2
Recommended flow pressure (in bar)	2,5	2,5	2,5
Suitable for continuous flow heaters	-	-	-
Min. room height for monting (m)			
with tray	2,40	2,40	2,40
without tray	2,25	2,25	2,25
Cabin made from ABS/PMMA white	●	●	●
Tray made from acrylic	●	●	●
Doorframe made from aluminium	●	●	●
Door made from safety glass	●	●	●
Door hinges			
left	●	●	●
right	●	●	●
Thermostatic mixer (⌘) manual	●	●	●
Stop-/diverter manual	●	●	●
Showers (number)			
hand shower Aktiva A8	1	1	1
hand shower adjustable	●	●	●
Overhead shower	1	1	1
Body shower	6	6	6
(diffussors exchangeable)			
Flood shower	○	○	○
Combination of showers possible	●	●	●
Control unit for steam supply			
electronic (K4 Steam)	●	●	●
steam on/off	●	●	●
adjustable steam period	●	●	●
adjustable steam output	●	●	●
Lighting system			
halogen light	●	●	●
colour light (LED)	○	○	○
Loudspeaker	○	○	○
Capacity of steam generator 3,3 kW	●	●	●

Range of Pharo® Aquafun®

Pharo® Aquafun® 140



System variation:
- DL 10 Deluxe

1400x992x2273

Pharo® Aquafun® 120



System variation:
- DL 40 Deluxe
- ST 40 Steam

1180x760x2273

Pharo® Aquafun® 95



System variation:
- DL 40 Deluxe
- ST 40 Steam
- M 40 Shower

957x957x2240

Pharo® Aquafun® 85



System variation:
- DL 40 Deluxe
- ST 40 Steam
- M 40 Shower

866x866x2240

Pharo® Aquafun® 75



System variation:
- M 40 Shower

757x757x2240



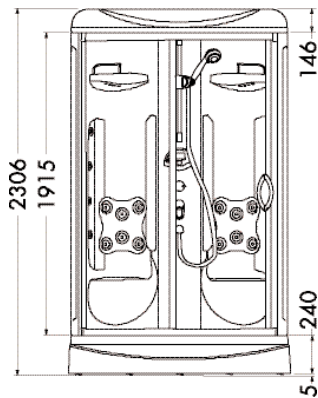
Aquafun®: Code No. and Prices		Page
	Pharo Aquafun 140 DeLuxe Wall version semi electronic - with steam - with colour light	110
	Pharo Aquafun 140 Comfort Wall version semi electronic - with steam - with light	111
	Pharo Aquafun 120 DeLuxe, left version Corner version semi electronic - with steam - with colour light	112
	Pharo Aquafun 120 DeLuxe, right version Corner version semi electronic - with steam - with colour light	113
	Pharo Aquafun 120 Comfort, left version Corner version semi electronic - with steam - with light	114
	Pharo Aquafun 120 Comfort, right version Corner version semi electronic - with steam - with light	115
	Pharo Aquafun 120 Steam, left version Corner version manual - with steam	116
	Pharo Aquafun 120 Steam, right version Corner version manual - with steam	117
	Pharo Aquafun 95 DeLuxe Corner version semi electronic - with steam - with colour light	118
	Pharo Aquafun 95 Comfort Corner version semi electronic - with steam - with light	119
	Pharo Aquafun 95 Steam Corner version manual - with steam	120
	Pharo Aquafun 95 Shower Corner version manual	121
	Pharo Aquafun 85 DeLuxe Corner version semi electronic - with steam - with colour light	122
	Pharo Aquafun 85 Comfort Corner version semi electronic - with steam - with light	123
	Pharo Aquafun 85 Steam Corner version manual - with steam	124
	Pharo Aquafun 85 Shower Corner version manual	125
	Pharo Aquafun 75 Shower Corner version manual	126
	Checklist and order form for Pharo Aquafun	127
	Operating instructions for Pharo Aquafun	128
	Shower Power for Pharo Aquafun	130
	Trimmings for Pharo Aquafun	131

Pharo® Aquafun® 140 DL 10 DeLuxe, Wall Version with Light, Semi Electronic Version with Steam

Installation requirements

- Power supply of the steam generator according to VDE 0100
- Dimension and position of hollow pipe to be observed
- Not suitable for continuous flow heaters; min. flow pressure 2,5 bars

Standard version



Components

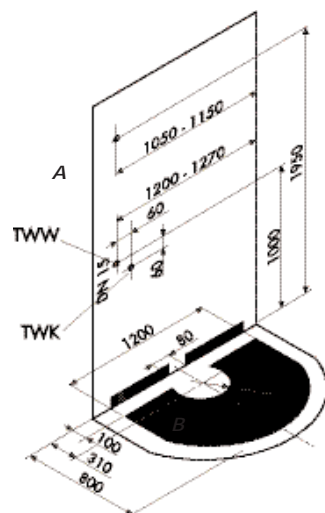
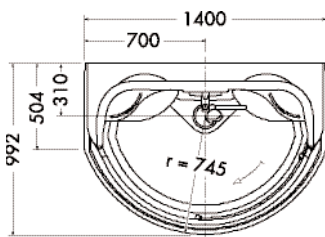
Cabin with 2 seats and tray with detachable plinth made from ABS/PMMA. Door frame made from aluminium with inversible slide door; ESG glass. Roof made from ABS/PMMA with modul (LED) for coloured light and loudspeaker. Preassembled installation unit; 1 stop-/diverter valve, thermostatic mixer; control unit with magnetic valves for shower operation, integrated steam generator (2,4 KW) and radio.

Price

Cabin	Doorframe	Code no.	Fittings (Axor Allegroh chrome)	Price
white	satin chrome	21124000	chrome	9.284,00

Option

Nanocoat glass coating set	29799000			39,90
----------------------------	----------	--	--	--------------



- A: hollow pipe (Ø25 mm)
- B: area for discharge (floor)
- TWW: warm water (left)
- TWK: cold water (right)

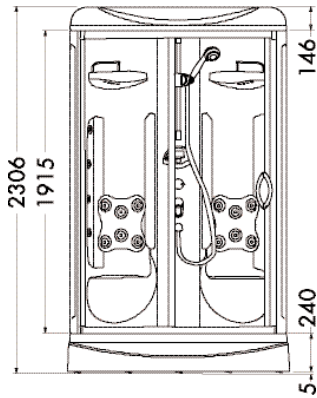
All measures in mm!

Pharo® Aquafun® 140 Comfort, Wall Version with Light, Semi Electronic Version with Steam

Installation requirements

- Power supply of the steam generator according to VDE 0100
- Dimension and position of hollow pipe to be observed
- Not suitable for continuous flow heaters; min. flow pressure 2,0 bars

Standard version



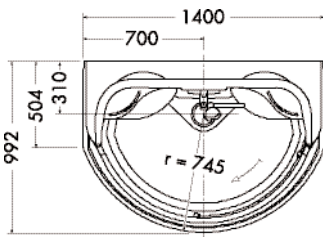
Components

Cabin with 2 seats and tray with detachable plinth made from ABS/PMMA. Door frame made from aluminium with inversible slide door; ESG glass. Roof made from ABS/PMMA with halogen light. Preassembled installation unit; 1 stop-/diverter valve, thermostatic mixer; control unit with magnetic valves for shower operation, integrated steam generator (2,4 KW)

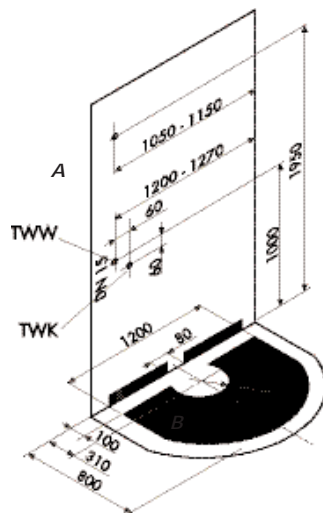
Price

Cabin	Doorframe	Code no.	Fittings (Axor Allegroh chrome)	Price
white	satin chrome	21116000	chrome	8.352,50

Option



Nanocoat glass coating set	29799000			39,90
----------------------------	----------	--	--	--------------



- A: hollow pipe (Ø25 mm)
- B: area for discharge (floor)
- TWV: warm water (left)
- TWK: cold water (right)

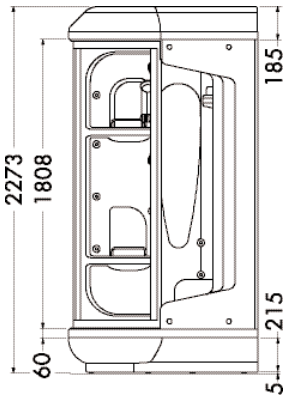
All measures in mm!

Pharo® Aquafun® 120 DL 40 DeLuxe, Corner version with Light, Semi Electronic Version with Steam, Left Version

Installation requirements

- Power supply for steam generator according to VDE 0100
- Dimension and position of hollow pipe to be observed
- Not suitable for continuous flow heaters; min. flow pressure 2 bar

Standard version



Components

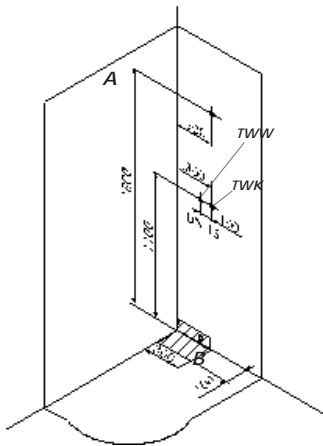
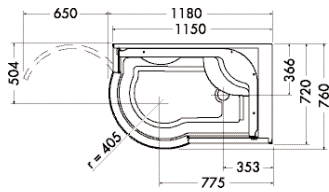
Cabin with seat and tray with detachable plinth made from ABS/PMMA. Door frame made from aluminium with door ESG glass. Roof made from ABS/ PMMA with modul (LED) for coloured light and loudspeaker. Preassembled installation unit; 1 stop-/diverter valve, thermostatic mixer; control unit with magnetic valves for shower operation, integrated steam generator (2,4 KW) and radio.

Price

Cabin	Door frame	Code no.	Fitting (Axor Allegroh chrome)	Price
white	white	21120000	chrome	8.352,50

Option

Nanocoat glass coating set	29799000			39,90
----------------------------	----------	--	--	--------------



- A: hollow pipe (Ø25 mm)
- B: area for discharge (floor)
- TWW: warm water (left)
- TWK: cold water (right)

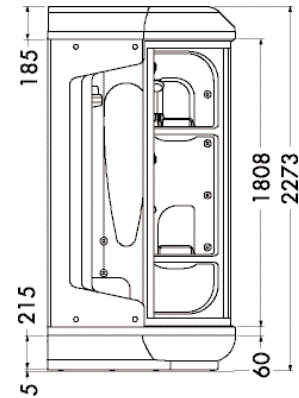
All measures in mm!

Pharo® Aquafun® 120 DL 40 DeLuxe, Corner Version with Colour Light, semi electronic Version with Steam, Right Version

Installation requirements

- Power supply for steam generator according to VDE 0100
- Dimension and position of hollow pipe to be observed
- Not suitable for continuous flow heaters; min. flow pressure 2 bar

Standard version



Components

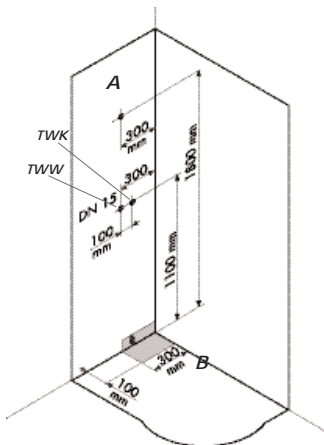
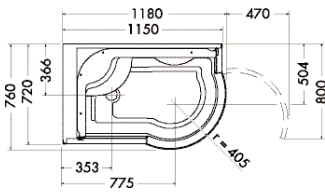
Cabin with seat and tray with detachable plinth made from ABS/PMMA. Door frame made from aluminium with door ESG glass. Roof made from ABS/ PMMA with modul (LED) for coloured light and loudspeaker. Preassembled installation unit; 1 stop-/diverter valve, thermostatic mixer; control unit with magnetic valves for shower operation, integrated steam generator (2,4 KW) and radio.

Price

Cabin	door frame	Code no.	Fitting (Axor Allegroh chrome)	Price
white	white	21121000	chrome	8.352,50

Option

Nanocoat glass coating set	29799000			39,90
----------------------------	----------	--	--	--------------



- A: hollow pipe (Ø25 mm)
 B: area for discharge (floor)
 TWW: warm water (left)
 TWK: cold water (right)

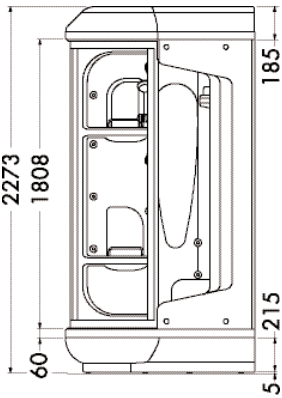
All measures in mm!

Pharo® Aquafun® 120 Comfort, Corner Version with Light, Semi Electronic Version with Steam Left Version

Installation requirements

- Power supply for steam generator according to VDE 0100
- Dimension and position of hollow pipe to be observed
- Not suitable for continuous flow heaters; min. flow pressure 2 bar

Standard version



Components

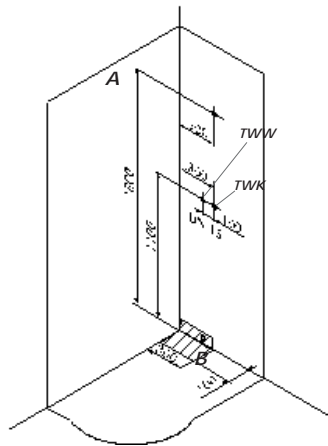
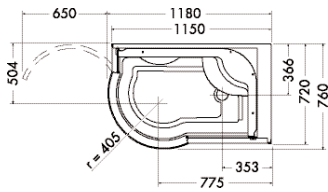
Cabin with seat and tray with detachable plinth made from ABS/PMMA. Door frame made from aluminium with slide door ESG glass. Roof made from ABS/PMMA with halogen light. Preassembled installation unit: 1 stop-/diverter valve, thermostatic mixer; control unit with magnetic valves for shower operation, integrated steam generator (2,4 KW)

Price

Cabin	Door frame	Code no.	Fitting (Axor Allegroh chrome)	Price
white	white	21114000	chrome	7.421,00

Option

Nanocoat glass coating set	29799000	39,90
----------------------------	----------	-------



- A: hollow pipe (Ø25 mm)
- B: area for discharge (floor)
- TWW: warm water (left)
- TWK: cold water (right)

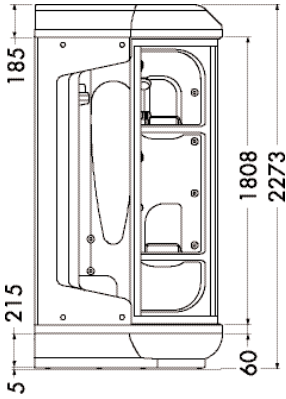
All measures in mm!

Pharo® Aquafun® 120 Comfort, Corner Version with Light, Semi Electronic Version with Steam Left Version

Installation requirements

- Power supply for steam generator according to VDE 0100
- Dimension and position of hollow pipe to be observed
- Not suitable for continuous flow heaters; min. flow pressure 2 bar

Standard version



Components

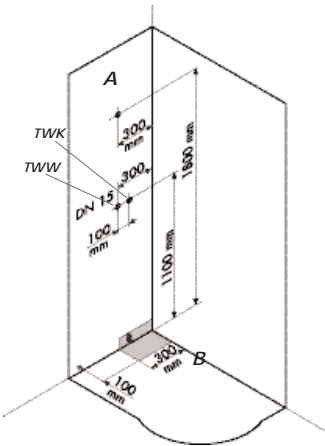
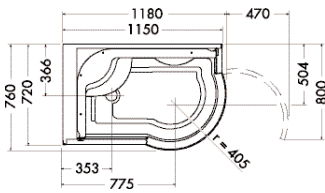
Cabin with seat and tray with detachable plinth made from ABS/PMMA. Door frame made from aluminium with slide door ESG glass. Roof made from ABS/PMMA with halogen light. Preassembled installation unit; 1 stop-/diverter valve, thermostatic mixer; control unit with magnetic valves for shower operation, integrated steam generator (2,4 KW)

Price

Cabin	Door frame	Code no.	Fitting (Axor Allegroh chrome)	Price
white	white	21115000	chrome	7.421,00

Option

Nanocoat glass coating set	29799000			39,90
----------------------------	----------	--	--	--------------



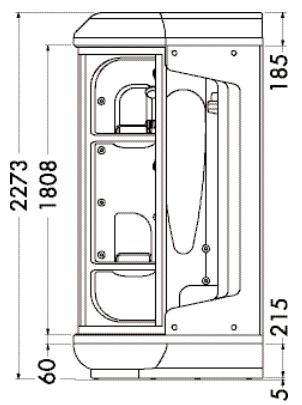
- A: hollow pipe (Ø25 mm)
- B: area for discharge (floor)
- TWW: warm water (left)
- TWK: cold water (right)

All measures in mm!

Pharo® Aquafun® 120 ST 40 Steam, Corner Version without Light, Manual Version with Steam, Left Version

- Installation requirements**
- Power supply for steam generator according to VDE 0100
 - Dimension and position of hollow pipe to be observed
 - Not suitable for continuous flow heaters; min. flow pressure 2 bar

Standard version



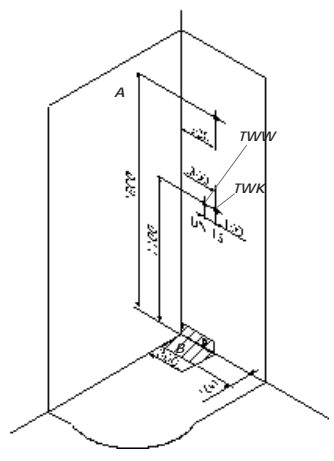
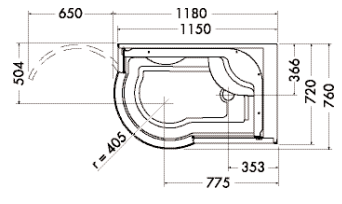
Components **Price**

Cabin with seat and tray with detachable plinth made from ABS/PMMA. Door frame made from aluminium with door ESG glass. Roof made from ABS/PMMA. Preassembled installation unit; 1 stop-/diverter valve and thermostatic mixer. Push button for the operation of the steam generator (2,4 KW).

Cabin	Door frame	Code no.	Fitting (Axor Allegroh chrome)	Price
white	white	21110000	chrome	6.313,50

Option

Nanocoat glass coating set	29799000			39,90
----------------------------	----------	--	--	--------------



- A: hollow pipe (Ø5 mm)
- B: area for discharge (floor)
- TWW: warm water (left)
- TWK: cold water (right)

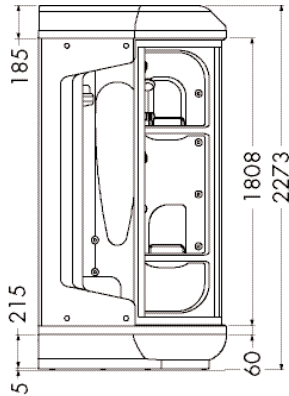
All measures in mm!

Pharo® Aquafun® 120 ST 40 Steam, Corner Version without Light, Manual with Steam, Right Version

Installation requirements

- Power supply for steam generator according to VDE 0100
- Dimension and position of hollow pipe to be observed
- Not suitable for continuous flow heaters; min. flow pressure 2 bar

Standard version



Components

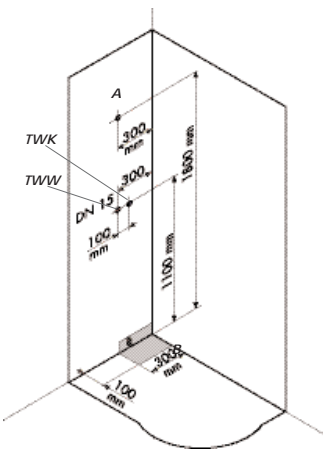
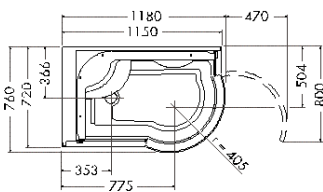
Cabin with seat and tray with detachable plinth made from ABS/PMMA. Door frame made from aluminium with door ESG glass. Roof made from ABS/PMMA. Preassembled installation unit; 1 stop-/diverter valve and thermostatic mixer. Push button for the operation of the steam generator (2,4 KW).

Price

Cabin	Door frame	Code no.	Fitting	Price
white	white	21111000	chrome	6.313,50

Option

Nanocoat glass coating set	29799000	39,90
----------------------------	----------	-------



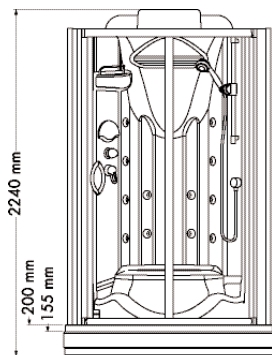
- A: hollow pipe (Ø25 mm)
 B: area for discharge (floor)
 TWW: warm water (left)
 TWK: cold water (right)

All measures in mm!

Pharo® Aquafun® 95 DL 40 Deluxe, Corner Version with Light, Semi Electronic Version with Steam

- Installation requirements**
- Power supply for steam generator according to VDE 0100
 - Dimension and position of hollow pipe to be observed
 - Not suitable for continuous flow heaters; min. flow pressure 2 bar

Standard version



Components

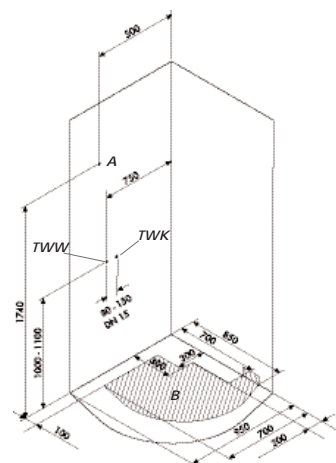
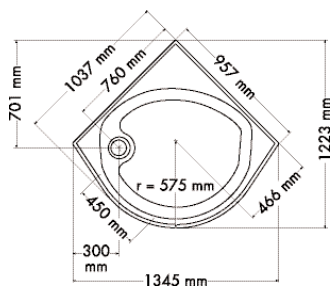
Cabin with seat and tray with detachable plinth made from ABS/PMMA. Door frame made from aluminium with inversible slide door; ESG glass. Roof made from ABS/PMMA with modul (LED) for coloured light and loudspeaker. Preassembled installation unit; 1 stop-/diverter valve and thermostatic mixer; control unit with magnetic valve for shower operation, integrated steam generator (2,4 KW) and radio.

Price

Cabin	Door frame	Code no.	Fitting (Axor Allegroh chrome)	Price
white	satin chrome	21129000	chrome	7.969,50

Option

Nanocoat glass coating set	29799000	39,90
----------------------------	----------	--------------



- A: hollow pipe (Ø25 mm)
- B: area for discharge (floor)
- TWW: warm water (left)
- TWK: cold water (right)

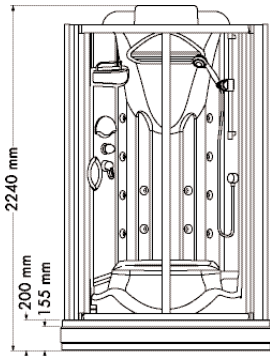
All measures in mm!

Pharo® Aquafun® 95 Comfort, Corner Version with Light, Semi Electronic Version with Steam

Installation requirements

- Power supply for steam generator according to VDE 0100
- Dimension and position of hollow pipe to be observed
- Not suitable for continuous flow heaters; min. flow pressure 2 bar

Standard version



Components

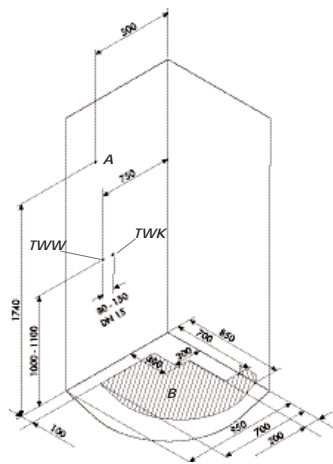
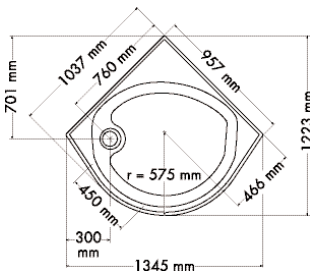
Cabin with seat and tray with detachable plinth made from ABS/PMMA. Door frame made from aluminium with inversible slide door; ESG glass. Roof made from ABS/PMMA with halogen light. Preassembled installation unit; 1 stop-/diverter valve and thermostatic mixer; control unit with magnetic valve for shower operation, integrated steam generator (2,4 KW).

Price

Cabin	Doorframe	Code no.	Fitting (Axor Allegroh chrome)	Price
white	satın chrome	21113000	chrome	7.038,00

Option

Nanocoat glass coating set	29799000			39,90
----------------------------	----------	--	--	--------------



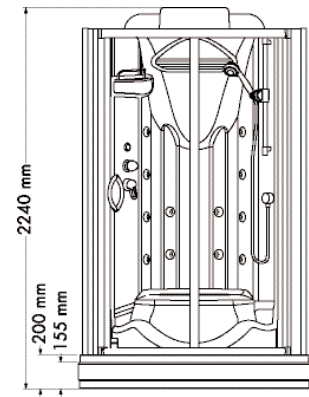
- A: hollow pipe (Ø25 mm)
 B: area for discharge (floor)
 TWW: warm water (left)
 TWK: cold water (right)

All measures in mm!

Pharo® Aquafun® 95 ST 40 Steam, Corner Version without Light, Manual Version with Steam

- Installation requirements**
- Power supply for steam generator according to VDE 0100
 - Dimension and position of hollow pipe to be observed
 - Not suitable for continuous flow heaters; min. flow pressure 2 bar

Standard version



Components

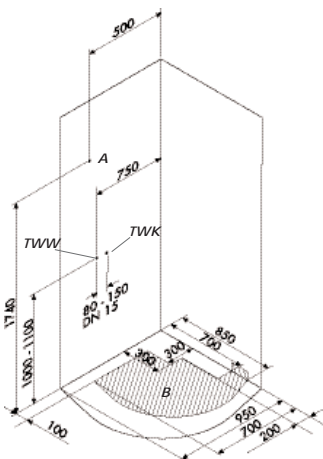
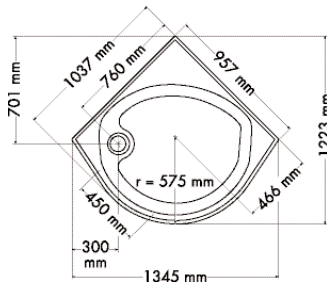
Cabin with seat and tray with detachable plinth made from ABS/PMMA. Door frame aluminium with inversible slide door; ESG glass. Roof made from ABS/PMMA. Preassembled installation unit; 1 stop-/diverter valve and thermostatic mixer. Push button for the operation of the steam generator (2,4 KW).

Price

Cabin	Door frame	Code no.	Fitting (Axor Allegroh chrome)	Price
white	satín chrome	21119000	chrome	5.930,60

Option

Nanocoat glass coating set	29799000			39,90
----------------------------	----------	--	--	--------------



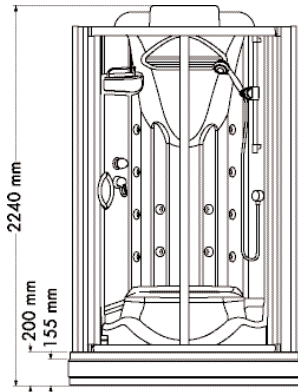
- A: hollow pipe (Ø25 mm)
 B: area for discharge (floor)
 TWW: warm water (left)
 TWK: cold water (right)

All measures in mm!

Pharo® Aquafun® 95 M 40 Shower, Corner Version without Light, Manual

Installation requirements - Not suitable for continuous flow heaters; min. flow pressure 2 bar

Standard version



Components

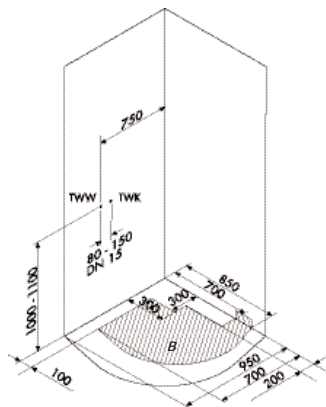
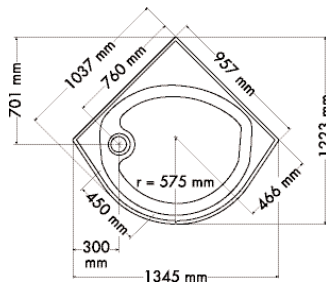
Cabin with seat and tray with detachable plinth made from ABS/PMMA. Door frame aluminium with inversible slide door; ESG glass. Roof made from ABS/PMMA. Preassembled installation unit; 1 stop-/diverter valve and thermostatic mixer.

Price

Cabin	Door frame	Code no.	Fittings (Axor Allegroh chrome)	Price
white	satin chrome	21109000	chrome	4.191,80

Option

Nanocoat glass coating set	29799000		39,90
----------------------------	----------	--	--------------



B: area for discharge (floor)
 TWV: warm water (left)
 TWK: cold water (right)

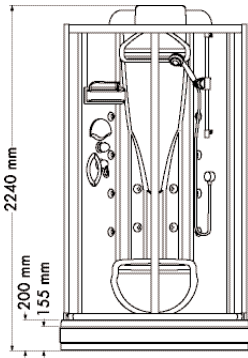
All measures in mm!

Pharo® Aquafun® 85 Comfort, Corner Version with Light, Semi Electronic Version with Steam

Installation requirements

- Power supply for steam generator according to VDE 0100
- Dimension and position of hollow pipe to be observed
- Not suitable for continuous flow heaters; min. flow pressure 2 bar

Standard version



Components

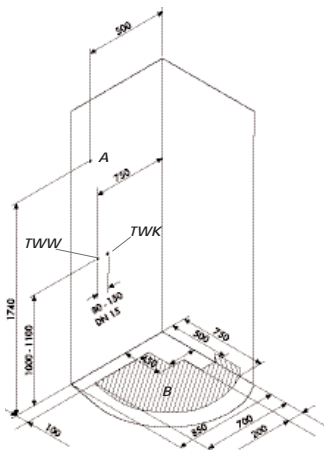
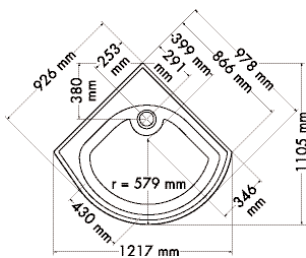
Cabin with seat and tray with detachable plinth made from ABS/PMMA. Door frame aluminium with inversible slide door; ESG glass. Roof made from ABS/PMMA with halogen light. Preassembled installation unit; 1 stop-/diverter valve and thermostatic mixer; control unit with magnetic valve for shower operation, integrated steam generator (2,4 KW).

Price

Cabin	Door frame	Code no.	Fitting (Axor Allegroh chrome)	Price
white	satın chrome	21112000	chrome	6.872,40

Option

Nanocoat glass coating set	29799000	39,90
----------------------------	----------	--------------



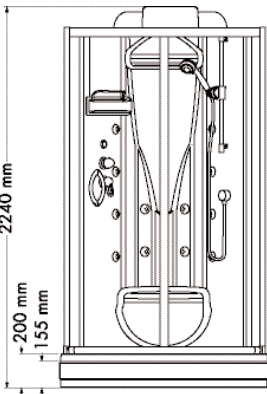
- A: hollow pipe (Ø5 mm)
- B: aera for discharge (floor)
- TWW: warm water (left)
- TWK: cold water (right)

All measures in mm!

Pharo® Aquafun® 85 ST 40 Steam, Corner Version without Light, Manual Version with Steam

- Installation requirements**
- Power supply for steam generator according to VDE 0100
 - Dimension and position of hollow pipe to be observed
 - Not suitable for continuous flow heaters; min. flow pressure 2 bar

Standard version



Components

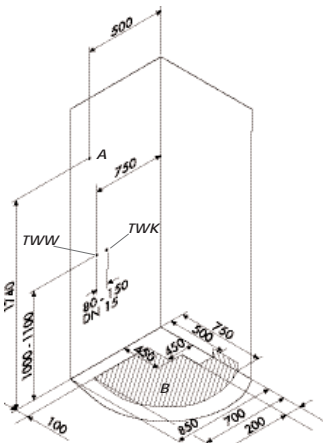
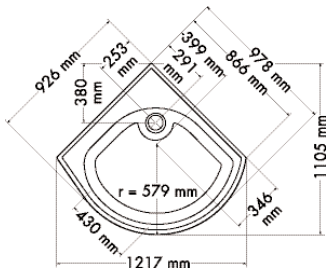
Cabin with seat and tray with detachable plinth made from ABS/PMMA. Door frame aluminium with inversible slide door; ESG glass. Roof made from ABS/PMMA. Preassembled installation unit; 1 stop-/diverter valve and thermostatic mixer. Push button for the operation of the steam generator (2,4 KW).

Price

Cabin	Door frame	Code no.	Fitting (Axor Allegroh chrome)	Price
white	satin chrome	21118000	chrome	5.765,00

Option

Nanocoat glass coating set	29799000			39,90
----------------------------	----------	--	--	--------------



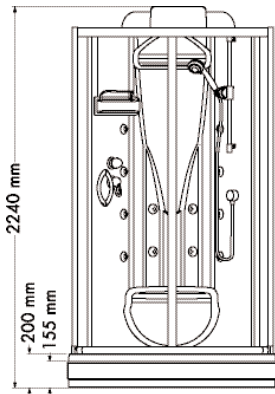
- A: hollow pipe (Ø25 mm)
- B: area for discharge (floor)
- TWW: warm water (left)
- TWK: cold water (right)

All measures in mm!

Pharo® Aquafun® 85 M 40 Shower, Corner Version without Light, Manual

Installation requirements - Not suitable for continuous flow heaters; min. flow pressure 2 bar

Standard version



Components

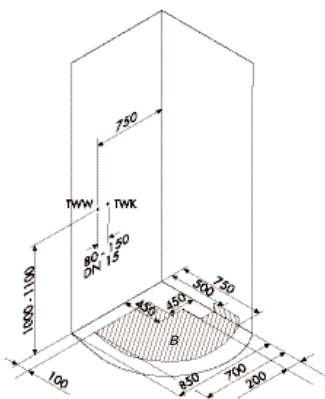
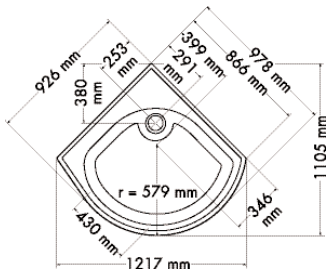
Cabin with seat and tray with detachable plinth made from ABS/PMMA. Door frame aluminium with inversible slide door; ESG glass. Roof made from ABS/PMMA. Preassembled installation unit; 1 stop-/diverter valve and thermostatic mixer.

Price

Cabin	Door frame	Code no.	Fitting (Axor Allegroh chrome)	Price
white	satin chrome	21108000	chrome	4.026,20

Option

Nanocoat glass coating set	29799000			39,90
----------------------------	----------	--	--	--------------



B: area for discharge (floor)

TWW: warm water (left)

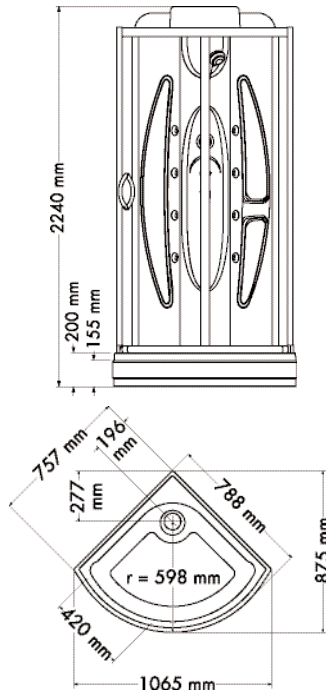
TWK: kalt water (right)

All measures in mm!

Pharo® Aquafun® 75 M 40 Shower, Corner Version without Light, Manual

Installation Requirements - Not suitable for continuous flow heaters; min. flow pressure 2 bar

Standard version



Components

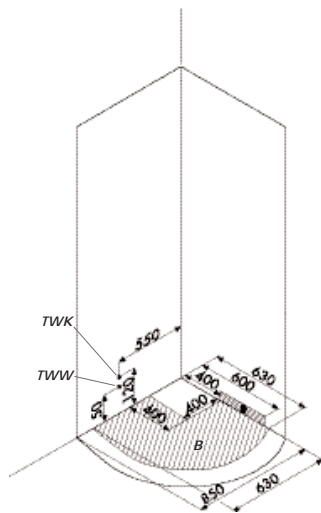
Cabin with tray and detachable plinth made from ABS/PMMA. Door frame aluminium with inversible slide door; ESG glass. Roof made from ABS/PMMA. Preassembled installation unit; 1 stop-/diverter valve and thermostatic mixer.

Price

Cabin	Door frame	Code no.	Fitting (Axor Allegroh chrome)	Price
white	satln chrome	21107000	chrome	3.498,30

Option

Nanocoat glass coating set	29799000			39,90
----------------------------	----------	--	--	--------------



B: area for discharge (floor)
 TWW: warm water (left)
 TWK: kalt water (right)

All measures in mm!

Checklist and Order Form for Pharo® Aquafun®

R Required

O Optional

Copy this sheet and use it when dealing with your customer to specify the desired version of the Aquafun. This form can also be used to order the Shower Temple. Simply fax the completed form to your Hansgrohe sales office. Only one order per copy.

Enquiry

Order

	Agent
Customer	Date
Street	Phone/Extension
Zip code/City	Fax

R Model Condition/Explanation

Aquafun 140

Aquafun 120 right

Aquafun 120 left

Aquafun 95

Aquafun 85

Aquafun 75

R Version

DeLuxe

Only for models 140 / 120 / 95 / 85

Comfort

Only for models 140 / 120 / 95 / 85

Steam

Only for models 120 / 95 / 85

Shower

Only for models 95 / 85 / 75

Operating Instructions for Pharo® Aquafun®

Steam Control (electronic) for Aquafun DeLuxe/Comfort



- ① Display
- ② Timing of cascade function +/-
Timing of Scottish shower +/-
Timing of steam function +/-
Steam output
Radio loud/faint +/-
Selection of radio station +/-
Selection of light programme +/-
- ③ On/off button
- ④ Alarm button
- ⑤ Mode button
- ⑥ Cursor button (right/left)


Features:

- Illuminated LCD display with indication of the functions
- Functions are selected via cursor and confirmed via button no. 3
- Childproof via keylock
- Alarm button activates sound signal and stops the waterflow
- Scottish shower: alternating warm and cold shower
- steam control with adjustable timing (20 - 60 Min.) and steam output (65 - 99 %)
- Radio with 8 stations memory function
- 6 colour combinations plus white light produced via LED

Products:

- Aquafun 140, 120, 95, 85 DeLuxe/Comfort

Steam Control (pushbutton) for Aquafun Steam



- ① Pushbutton


Features:

- Pushbutton to activate or stop the steam generator
- Steam output preadjusted to 30 min. max.

Products:

- Aquafun 120, 95, 85 Steam

Control unit for showers of Aquafun 140, 120, 95, 85 - all versions



- 1 Scald protection; for temperatures above 38° press button and turn knob Thermostatic mixer
- 2 Stop-/diverter valve Quattrostat Klick
- 3 Body showers for the neck
- 4 Combination of back and neck showers
- 5 Body showers for the back
- 6 Combination back- / hand shower
- 7 Hand shower
- 8 Combination of hand-/overhead shower
- 9 Overhead shower
- 10 Combination of overhead-/ body showers
- 11 Body showers
- 12 Body showers


Features:

- Thermostatic mixer with scald protection
- Stop-/diverter valve for control and combination of overhead- and body showers
- 5 different showers - 4 different combinations possible
- Adjustable flow rate
- Combination of two showers possible

Products:

- Aquafun 140, 120, 95, 85

Control unit for Aquafun 75 Shower



- 1 Scald protection; for temperatures above 38° press button and turn knob Thermostatic mixer
- 2 Stop-/diverter valve Quattrostat Klick
- 3 Body showers combination 1 / 3
- 4 Body showers
- 5 Body showers combination 2 / 4
- 6 Combination body shower/hand shower
- 7 Hand shower
- 8 Combination hand-/overhead shower
- 9 Overhead shower
- 10 Combination overhead-/body shower
- 10 Body showers

Features:

- Thermostatic mixer with scald protection
- Stop-/diverter valve for control and combination of overhead- and body showers
- 3 different showers - 4 different combinations possible
- Adjustable flow rate
- Combination of two showers possible

Products:

- Aquafun 75

Shower Power for Pharo® Freestanding Cabins (Aquafun®)

Raindance AIR Overhead Shower




Normal Spray with air
Rubit

Mistral 3 Hand Shower



Normal- Eco- Massage jet
Rubit and Quiclean

Jets for the neck



Massage Spray

Pharo Massage Showers



Massage Spray
Diffusor made of silicon

Shower Fittings

	Raindance AIR overhead shower	Raindance hand shower	Pharo massage spray	Jets for the neck
Aquafun®				
140	●	●	●	●
120	●	●	●	●
95	●	●	●	●
85	●	●	●	●
75	●	●	●	●

Accessories and Special Features of Pharo® Freestanding Cabins (Aquafun®)

● Standard ○ Option - not available

	140 Deluxe	140 Comfort	120 Deluxe R/L	120 Comfort R/L	120 Steam R/L	95 Deluxe	95 Comfort	95 Steam	95 Shower	85 Deluxe	85 Comfort	85 Steam	85 Shower	75 Shower
Model														
wall version	●	●	-	-	-	-	-	-	-	-	-	-	-	-
corner version	-	-	●	●	●	●	●	●	●	●	●	●	●	●
Number of seats	2	2	1	1	1	1	1	1	1	1	1	1	1	1
Recommended minimum flow pressure (bar)	2	2	2	2	2	2	2	2	2	2	2	2	2	2
Suitable for continuous flow heaters	-	-	-	-	-	-	-	-	-	-	-	-	-	-
Minimum room height (m)	2,40	2,40	2,40	2,40	2,40	2,30	2,30	2,30	2,30	2,30	2,30	2,30	2,30	2,30
Cabin made from ABS/PMMA white	●	●	●	●	●	●	●	●	●	●	●	●	●	●
Door frame made from aluminium	●	●	●	●	●	●	●	●	●	●	●	●	●	●
Glass elements made from safety glass	●	●	●	●	●	●	●	●	●	●	●	●	●	●
Revolving slide door	●	●	-	●	-	●	●	●	●	●	●	●	●	●
Detachable plinth	●	●	●	●	●	●	●	●	●	●	●	●	●	●
Check opening for steam generator	●	●	●	●	●	●	●	●	-	●	●	●	-	-
Number of elements incl. door	5	5	5	5	5	5	5	5	5	5	5	5	5	5
Steam generator output 2,2 KW	●	●	●	●	●	●	●	●	-	●	●	●	-	-
Operation of steam supply														
push button	-	-	-	-	●	-	-	●	-	-	-	●	-	-
electronic	●	●	●	●	-	●	●	-	-	●	●	-	-	-
adjustable steam period	●	●	●	●	-	●	●	-	-	●	●	-	-	-
adjustable steam output	●	●	●	●	-	●	●	-	-	●	●	-	-	-
Steam port with strainer for fragrance	●	●	●	●	●	●	●	●	-	●	●	●	-	-
Operation of showers														
thermostat (1/2") manual	●	●	●	●	●	●	●	●	●	●	●	●	●	●
stop/diverter valve manual	●	●	●	●	●	●	●	●	●	●	●	●	●	●
Number of showers														
body spray	8	8	8	8	8	8	8	8	8	8	8	8	8	8
body spray for the back	12	4	4	4	4	4	4	4	4	4	4	4	4	-
body spray for the neck	8	4	4	4	4	4	4	4	4	4	4	4	4	-
hand shower	1	1	1	1	1	1	1	1	1	1	1	1	1	1
overhead shower	1	1	1	1	1	1	1	1	1	1	1	1	1	1
Combination of showers possible	●	●	●	●	●	●	●	●	●	●	●	●	●	●
Cascade function	●	●	●	●	-	●	●	-	-	●	●	-	-	-
Scottish Shower	●	-	●	-	-	●	-	-	-	●	-	-	-	-
Radio	●	-	●	-	-	●	-	-	-	●	-	-	-	-
Colour light	●	-	●	-	-	●	-	-	-	●	-	-	-	-
Halogen light	-	●	-	●	-	-	●	-	-	-	●	-	-	-
Loudspeaker	●	-	●	-	-	●	-	-	-	●	-	-	-	-

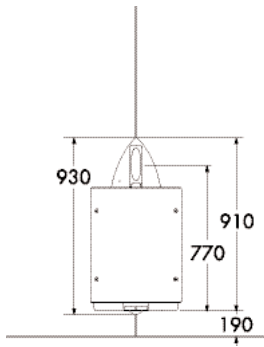


Pharo® Steam Generator, Corner Version

Installation requirements

- Power supply of the steam generator according to VDE 0100
- Dimension and position of hollow pipe to be observed
- Not suitable for continuous flow heaters; min. flow pressure 2,5 bars
- Capacity of steam generator 3,3 kW

Standard versions



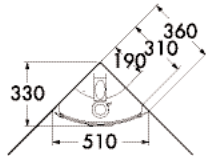
Components

Preassembled steam unit. Box for generator made from acrylic with ESG glass cover, fragrance dosing system, electronic control unit.

Price

Box	Glass top	Code no.	Output	Price
white	grey	29612000	3,3 kW	2.742,80
white	grey	29613000	4,5 kW	3.053,30

Non standard versions



	Code no.	Price
Steam generator	29612980	2.742,80
Output		
Steam generator 3,3 kW	3,3 kW	no surcharge
Steam generator 4,5 kW	4,5 kW	310,50
Fragrance		
Fragrance dispenser	Fragrance dispenser	no surcharge
Autom. fragrance dispenser	Fragrance dosing system	364,30
Box for steam generator		
Finish code 1 satin chrome, satinox, white, pergamon	box for steam generator „colour“	no surcharge
Finish code 2 edelweißjasmin, flanel, natura, black, star white, manhattan	box for steam generator „colour“	393,30
Finish code 3 special finish: indicate RAL specification	box for steam generator „colour“	605,50

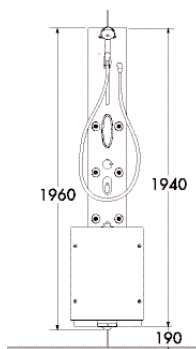
all measures in mm!

Pharo® Steam-/Shower Unit ML/Steam, Corner Version Semi Electronic Version

Installation requirements

- Power supply of the steam generator according to VDE 0100
- Dimension and position of hollow pipe to be observed
- Not suitable for continuous flow heaters; min. flow pressure 2,5 bars
- Capacity of steam generator 3,3 kW

Standard versions



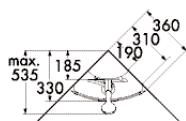
Components

Preassembled shower-/steam unit. Corner panel made from aluminium with integrated thermostatic mixer and diverter for the control of one hand shower, six body sprays and one flood shower. Steam box made from acrylic with ESG glass cover, steam generator (3,3 kW), fragrance dispenser and electronic control unit integrated in corner panel.

Price

Box	Corner panel	Code no.	Output	Fittings (Axor Allegroh chrome)	Price
white/grey	satın chrome	29610000	3,3 kW	chrome	3.684,60
white/grey	satın chrome	29614000	4,5 kW	chrome	3.995,10

Non standard versions



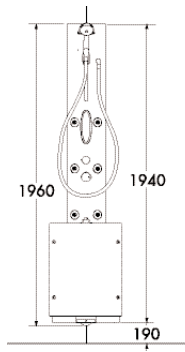
Shower Unit ML/Steam		Code no.	Price
		29610980	3.519,00
Output			
Steam generator 3,3 kW		3,3 kW	no surcharge
Steam generator 4,5 kW		4,5 kW	310,50
Fragrance			
Fragrance dispenser		Fragrance dispenser	no surcharge
Autom. fragrance dispenser		Fragrance dosing system	364,30
Corner panel, box for steam generator			
Finish code 1 satın chrome, satinox, white, pergamon		Corner panel „colour“ Box for steam generator „colour“	no surcharge no surcharge
Finish code 2 edelweiss, jasmin, flanel, natura, black, star white, manhattan		Corner panel „colour“ Box for steam generator „colour“	621,00 393,30
Finish code 3 special finish: indicate RAL specification		Corner panel „colour“ Box for steam generator „colour“	993,60 605,50
Overhead shower			
Connection for shower		Connection for shower	no surcharge
Flood shower		Flood shower	165,60
Fitting	Colour		
Allegroh	chrome	Allegroh chrome	no surcharge
	satın chrome	Allegroh satın chrome	no surcharge
	chrome/gold	Allegroh chrome/gold	322,90
Carlton	chrome	Carlton chrome	110,70
	chrome/gold	Carlton chrome/gold	433,70
Starck	chrome	Starck chrome	110,70
	satinox	Starck satinox	433,70
Uno	chrome	Uno chrome	110,70
	satinox	Uno satinox	433,70

all measures in mm!

Pharo® Steam-/Shower Unit Deluxe, Corner Version Semi Electronic Version

- Installation requirements**
- Power supply of the steam generator according to VDE 0100
 - Dimension and position of hollow pipe to be observed
 - Not suitable for continuous flow heaters; min. flow pressure 2,5 bars
 - Capacity of steam generator 3,3 kW

Standard versions



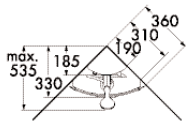
Components

Preassembled shower-/steam unit. Corner panel made from aluminium with integrated thermostatic mixer and electronic control unit with magnetic valves for the control of the steam output and the showers: one hand shower, six body sprays one flood shower and the connection for the overhead shower mounted to the ceiling. Steam box made from acrylic with ESG glass cover, steam generator (3,3 kW), fragrance dispenser.

Price

Box	Corner panel	Code no.	Output	Fittings (Axor Allegroh chrome)	
white/grey	satın chrome	29611000	3,3 kW	chrome	4.088,30
white/grey	satın chrome	29615000	4,5 kW	chrome	4.398,80

Non standard versions



Shower unit Deluxe	Code no.	Price
	29611980	4.088,30

Output		
Steam generator 3,3 kW	3,3 kW	no surcharge
Steam generator 4,5 kW	4,5 kW	310,50

Fragrance		
Fragrance dispenser	Fragrance dispenser	no surcharge
Autom. dosing system	Fragrance dosing system	364,30


Corner panel, box for steam generator		
Finish code 1 satın chrome, satinox, white, pergamon	Corner panel „colour“ Box for steam generator „colour“	no surcharge no surcharge
Finish code 2 edelweiss, jasmin, flanel, natura, black, star white, manhattan	Corner panel „colour“ Box for steam generator „colour“	621,00 393,30
Finish code 3 special finish: indicate RAL specification	Corner panel „colour“ Box for steam generator „colour“	993,60 605,50

Fitting	Colour		
Allegroh	chrome	Allegroh chrome	no surcharge
	satın chrome	Allegroh edelmatt	no surcharge
	chrome/gold	Allegroh chrome/gold	322,90
Carlton	chrome	Carlton chrome	110,70
	chrome/gold	Carlton chrome/gold	433,70
Starck	chrome	chrome	110,70
	satinox	Starck satinox	433,70
Uno	chrome	Uno chrome	110,70
	satinox	Uno satinox	433,70

all measures in mm!

Product Range of Pharo® Whirlpools Series 200

Pharo® Whirlpool 200 L



1600x1000/750

Pharo® Whirlpool 200 R



1600x1000/750

Pharo® Whirlpool 210



1700x750

Pharo® Whirlpool 215



1800x800

Pharo® Whirlpool 240



1700x700

Pharo® Whirlpool 245



1700x750

Pharo® Whirlpool 250



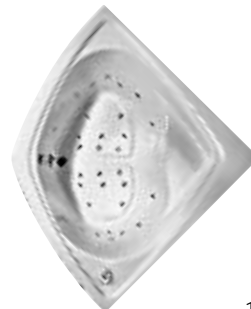
1700x800

Pharo® Whirlpool 260



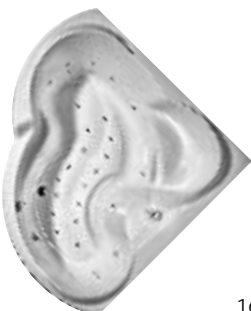
1790x1100

Pharo® Whirlpool 280



1512x1512

Pharo® Whirlpool 290



1655x1655

Index Pharo® Whirlpools Series 200

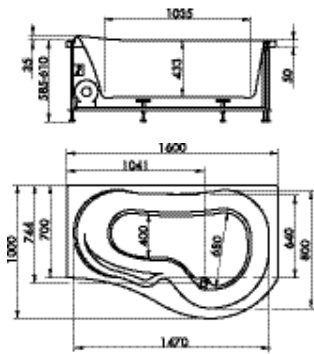
	Page
Whirlpools Series 200: Code No. and Prices	138
Pharo Whirlpool 200, left version	138
Pharo Whirlpool 200, right version	140
Pharo Whirlpool 210	142
Pharo Whirlpool 215	144
Pharo Whirlpool 240	146
Pharo Whirlpool 245	148
Pharo Whirlpool 250	150
Pharo Whirlpool 260	152
Pharo Whirlpool 280	154
Pharo Whirlpool 290	156
Example for Ordering Pharo Whirlpool Series 200	158
Checklist and Order Form for non Standard Version of Pharo Whirlpool Series 200	159
Installation Information for Pharo Whirlpools Series 200	160
Operating Instructions for Pharo Whirlpools Series 200	161
System Variations of Pharo Whirlpools Series 200	162
Options for Pharo Whirlpools Series 200	163
Trimmings for Pharo Whirlpools Series 200	164
Plinths for Pharo Whirlpools Series 200	165

Pharo® Whirlpool 200, Left Version

Installation requirements

- Bathtub made from acrylic, reinforced on the back
- Steel bath cradle with height-adjustable feet
- The system variations come with Flexaplus waste and overflow
- All bathtubs of Whirlpool Series 200 are white; fittings come chrome plated
- For plinths see page 165

Standard versions



Code No.

22701000

Components

Combisystem Comfort
Whirlpool for one person with 14 airjets and 8 waterjets. Preassembled unit with electronic control Mini Poolmaster, Flexaplus waste and overflow.
Colour of bathtub is white, fittings are chrome plated.

Price

3.550,10

22725000

Combisystem DeLuxe
Whirlpool for one person with 14 airjets and 8 waterjets. Preassembled unit with electronic control Poolmaster, Flexaplus waste and overflow.
Colour of bathtub is white, fittings are chrome plated.

4.326,30

Non standard versions

System variations

Code no./text

Price

Bathtub

(Cradle, waste)

22700000 L-WN

652,10

Air system

(Bathtub with 14 airjets, control unit Mini Poolmaster)

22700000 L-LT

2.101,10

Water system

(Bathtub with 8 waterjets, control unit Mini Poolmaster)

22700000 L-WS

2.722,10

Combi system Comfort

(Bathtub with 14 airjets, 8 waterjets, control unit Mini Poolmaster)

22700000 L-KI Comfort

3.550,10

Combi system DeLuxe

(Bathtub with 14 airjets, 8 waterjets, control unit Poolmaster)

22700000 L-KI DeLuxe

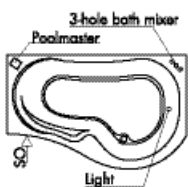
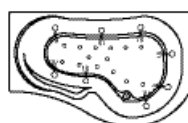
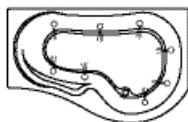
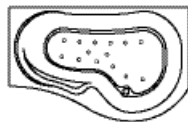
4.326,30

Bath Filler/Waste/Overflow

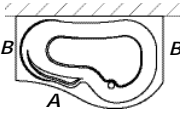
Waste and overflow
Bath filler/waste/overflow

Flexaplus
Exafill

**no surcharge
124,20**

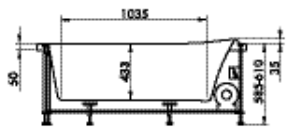
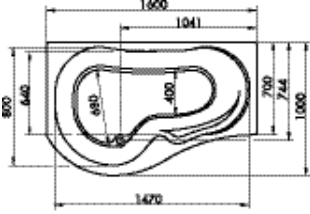


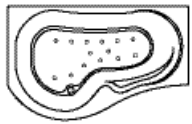
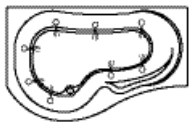
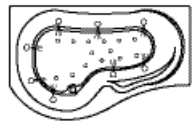



all measures in mm!

Option	Components	Code no./text	Price
	Plinths	Element A	238,10
	Front element Side element (1 piece)	Element B	119,00
	3-hole bath mixer Finish set and concealed part (only with Flexaplus)	Fitting chrome	652,10
	Underwater spot light (air-/water-/combi system only)	Spot chrome	538,20
	Polish set consisting of: emery paper, polish, rag and sponge	21800000	31,10

Pharo® Whirlpool 200, Right Version

- Installation requirements**
- Bathtub made from acrylic, reinforced on the back
 - Steel bath cradle with height-adjustable feet
 - The system variations come with Flexaplus waste and overflow
 - All bathtubs of Whirlpools Series 200 are white; fittings come chrome plated
 - For plinths see page 165

Standard versions	Code No.	Components	Price
	22702000	Combisystem Comfort Whirlpool for one person with 14 airjets and 8 waterjets. Preassembled unit with electronic control Mini Poolmaster, Flexaplus waste and overflow. Colour of bathtub is white, fittings are chrome plated.	3.550,10
	22726000	Combisystem DeLuxe Whirlpool for one person with 14 airjets and 8 waterjets. Preassembled unit with electronic control Poolmaster, Flexaplus waste and overflow. Colour of bathtub is white, fittings are chrome plated.	4.326,30

Non standard versions	System variations	Code no./text	Price
	Bathtub (Cradle, waste)	22700000 R-WN	652,10
	Air system (Bathtub with 14 airjets, control unit Mini Poolmaster)	22700000 R-LT	2.101,10
	Water system (Bathtub with 8 waterjets, control unit Mini Poolmaster)	22700000 R-WS	2.722,10
	Combi system Comfort (Bathtub with 14 airjets, 8 waterjets, control unit Mini Poolmaster)	22700000 R-KI Comfort	3.550,10
	Combi system DeLuxe (Bathtub with 14 airjets, 8 waterjets, control unit Poolmaster)	22700000 R-KI DeLuxe	4.326,30
	Bath Filler/Waste/Overflow Waste and overflow Bath filler/waste/overflow	Flexaplus Exafill	no surcharge 124,20

all measures in mm!

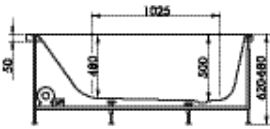
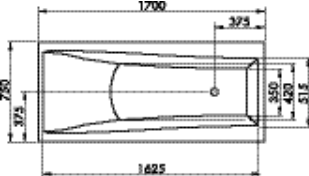
Pharo® Whirlpool 200, Right Version

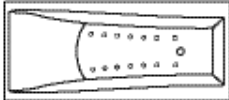
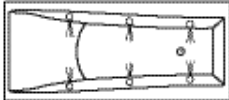
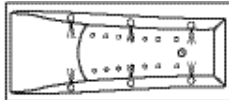
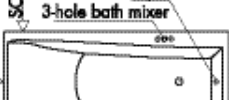
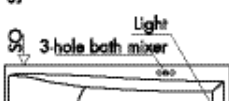
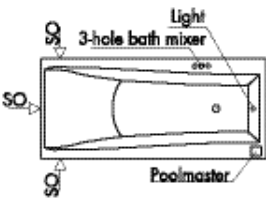
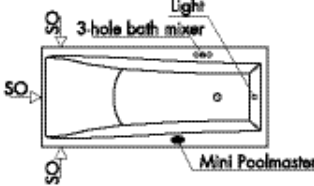
Option	Components	Code no./text	Price
	Plinths		
	Front element Side element (1 piece)	Element A Element B	238,10 119,00
	3-hole bath mixer		
	Finish set and concealed part (only with Flexaplus)	Fitting chrome	652,10
	Underwater spot light		
	(air-/water-/combi system only)	Spot chrome	538,20
	Polish set consisting of: emery paper, polish, rag and sponge		
		21800000	31,10

Pharo® Whirlpool 210

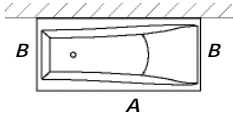
Installation requirements

- Bathtub made from acrylic, reinforced on the back
- Steel bath cradle with height-adjustable feet
- The system variations come with Flexaplust waste and overflow
- All bathtubs of Whirlpool Series 200 are white; fittings come chrome plated
- For plinths see page 165

Standard versions	Code No.	Components	Price
	22704000	Combisystem Comfort Whirlpool for one person with 14 airjets and 6 waterjets. Preassembled unit with electronic control Mini Poolmaster, Flexaplust waste and overflow. Colour of bathtub is white, fittings are chrome plated.	3.612,20
	22727000	Combisystem DeLuxe Whirlpool for one person with 14 airjets and 6 waterjets. Preassembled unit with electronic control Poolmaster, Flexaplust waste and overflow. Colour of bathtub is white, fittings are chrome plated.	4.388,40

Non standard versions	System variations	Code no./text	Price
	Bathtub (Cradle, waste)	22703000 WN	714,20
	Air system (Bathtub with 14 airjets, control unit Mini Poolmaster)	22703000 LT	2.163,20
	Water system (Bathtub with 6 waterjets, control unit Mini Poolmaster)	22703000 WS	2.784,20
	Combi system Comfort (Bathtub with 14 airjets, 6 waterjets, control unit Mini Poolmaster)	22703000 KI Comfort	3.612,20
	Combi system DeLuxe (Bathtub with 14 airjets, 6 waterjets, control unit Poolmaster)	22703000 KI DeLuxe	4.388,40
	Bath Filler/Waste/Overflow Waste and overflow Bath filler/waste/overflow	Flexaplust Exafill	no surcharge 124,20
			

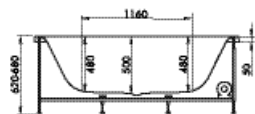
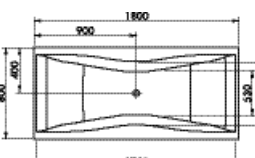
all measures in mm!

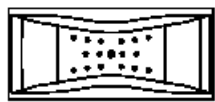
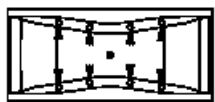
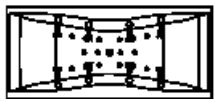

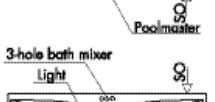

Option	Components	Code no./text	Price
	Plinths		
	Front element	Element A	155,30
	Side element (1 piece)	Element B	129,40
	3-hole bath mixer		
Finish set and concealed part (only with Flexaplus)	Fitting chrome	652,10	
Underwater spot light (air-/water-/combi system only)			538,20
Polish set consisting of: emery paper, polish, rag and sponge			21800000 31,10

Pharo® Whirlpool 215

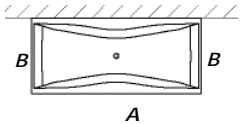
Installation requirements

- Bathtub made from acrylic, reinforced on the back
- Steel bath cradle with height-adjustable feet
- The system variations come with Flexaplus waste and overflow
- All bathtubs of Whirlpool Series 200 are white; fittings come chrome plated
- For plinths see page 165

Standard versions	Code No.	Components	Price
	22706000	Combisystem Comfort Whirlpool for one person with 16 airjets and 8 waterjets. Preassembled unit with electronic control Mini Poolmaster, Flexaplus waste and overflow. Colour of bathtub is white, fittings are chrome plated.	3.715,70
	22728000	Combisystem DeLuxe Whirlpool for one person with 16 airjets and 8 waterjets. Preassembled unit with electronic control Poolmaster, Flexaplus waste and overflow. Colour of bathtub is white, fittings are chrome plated.	4.491,90

Non standard versions	System variations	Code no./text	Price
	Bathtub (Cradle, waste)	22705000 WN	817,70
	Air system (Bathtub with 16 airjets, control unit Mini Poolmaster)	22705000 LT	2.266,70
	Water system (Bathtub with 8 waterjets, control unit Mini Poolmaster)	22705000 WS	2.887,70
	Combi system Comfort (Bathtub with 16 airjets, 8 waterjets, control unit Mini Poolmaster)	22705000 KI Comfort	3.715,70
	Combi system DeLuxe (Bathtub with 16 airjets, 8 waterjets, control unit Poolmaster)	22705000 KI DeLuxe	4.491,90
	Bath Filler/Waste/Overflow Waste and overflow Bath filler/waste/overflow	Flexaplus Exafill	no surcharge 124,20

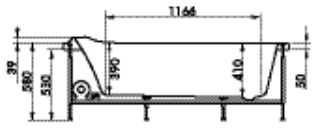
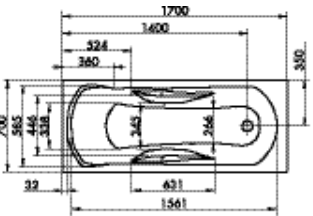
all measures in mm!

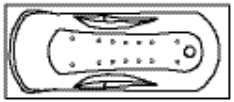
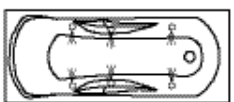
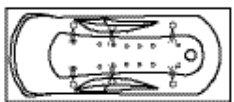
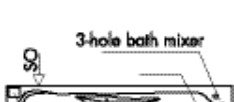
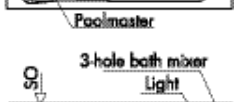


Option	Components	Code no./text	Price
	Plinths		
	Front element Side element (1 piece)	Element A Element B	155,30 129,40
	3-hole bath mixer		
	Finish set and concealed part (only with Flexaplus)	Fitting chrome	652,10
	Underwater spot light		
	(air-/water-/combi system only)	Spot chrome	538,20
	Polish set consisting of: emery paper, polish, rag and sponge	21800000	31,10

Pharo® Whirlpool 240

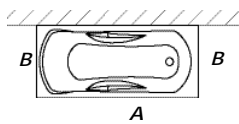
Installation requirements

- Bathtub made from acrylic, reinforced on the back
- Steel bath cradle with height-adjustable feet
- The system variations come with Flexaplus waste and overflow
- All bathtubs of Whirlpool Series 200 are white; fittings come chrome plated
- For plinths see page 165

Standard versions	Code No.	Components	Price
	22708000	Combisystem Comfort Whirlpool for one person with 14 airjets and 6 waterjets. Preassembled unit with electronic control Mini Poolmaster, Flexaplus waste and overflow. Colour of bathtub is white, fittings are chrome plated.	3.260,30
	22729000	Combisystem DeLuxe Whirlpool for one person with 14 airjets and 6 waterjets. Preassembled unit with electronic control Poolmaster, Flexaplus waste and overflow. Colour of bathtub is white, fittings are chrome plated.	4.036,50

Non standard versions	System variations	Code no./text	Price
	Bathtub (Cradle, waste)	22707000 WN	362,30
	Air system (Bathtub with 14 airjets, control unit Mini Poolmaster)	22707000 LT	1.811,30
	Water system (Bathtub with 6 waterjets, control unit Mini Poolmaster)	22707000 WS	2.432,30
	Combi system Comfort (Bathtub with 14 airjets, 6 waterjets, control unit Mini Poolmaster)	22707000 KI Comfort	3.260,30
	Combi system DeLuxe (Bathtub with 14 airjets, 6 waterjets, control unit Poolmaster)	22707000 KI DeLuxe	4.036,50
	Bath Filler/Waste/Overflow Waste and overflow Bath filler/waste/overflow	Flexaplus Exafill	no surcharge 124,20
			

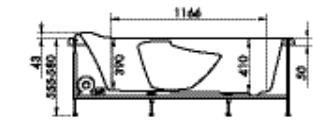
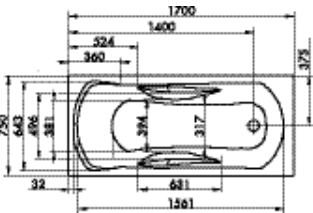
all measures in mm!

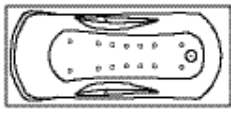
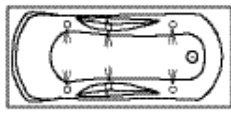
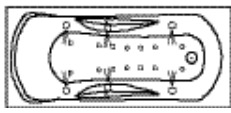
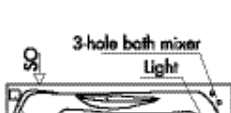
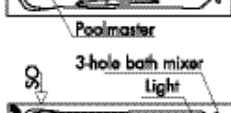


<i>Option</i>	<i>Components</i>	<i>Code no./text</i>	<i>Price</i>
	Plinths		
	Front element	Element A	134,60
	Side element (1 piece)	Element B	108,70
	3-hole bath mixer Finish set and concealed part (only with Flexaplus)	Fitting chrome	652,10
	Underwater spot light (air-/water-/combi system only)	Spot chrome	538,20
	Polish set consisting of: emery paper, polish, rag and sponge	21800000	31,10

Pharo® Whirlpool 245

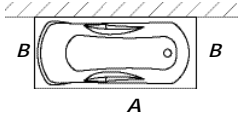
Installation requirements

- Bathtub made from acrylic, reinforced on the back
- Steel bath cradle with height-adjustable feet
- The system variations come with Flexaplus waste and overflow
- All bathtubs of Whirlpool Series 200 are white; fittings come chrome plated
- For plinths see page 165

Standard versions	Code No.	Components	Price
	22710000	Combisystem Comfort Whirlpool for one person with 14 airjets and 6 waterjets. Preassembled unit with electronic control Mini Poolmaster, Flexaplus waste and overflow. Colour of bathtub is white, fittings are chrome plated.	3.281,00
	22730000	Combisystem DeLuxe Whirlpool for one person with 14 airjets and 6 waterjets. Preassembled unit with electronic control Poolmaster, Flexaplus waste and overflow. Colour of bathtub is white, fittings are chrome plated.	4.057,20

Non standard versions	System variations	Code no./text	Price
	Bathtub (Cradle, waste)	22709000 WN	383,00
	Air system (Bathtub with 14 airjets, control unit Mini Poolmaster)	22709000 LT	1.832,00
	Water system (Bathtub with 6 waterjets, control unit Mini Poolmaster)	22709000 WS	2.453,00
	Combi system Comfort (Bathtub with 14 airjets, 6 waterjets, control unit Mini Poolmaster)	22709000 KI Comfort	3.281,00
	Combi system DeLuxe (Bathtub with 14 airjets, 6 waterjets, control unit Poolmaster)	22709000 KI DeLuxe	4.057,20
	Bath Filler/Waste/Overflow Waste and overflow Bath filler/waste/overflow	Flexaplus Exafill	no surcharge 124,20
			

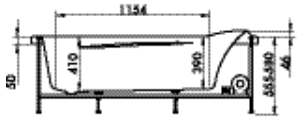
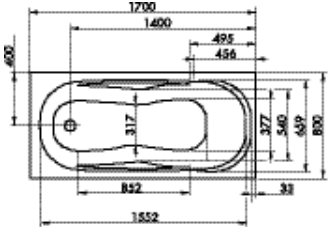
all measures in mm!

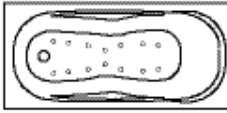
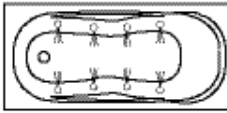
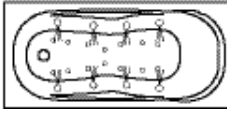

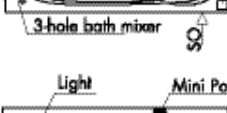

Option	Components	Code no./text	Price
	Plinths		
	Front element Side element (1 piece)	Element A Element B	134,60 108,70
	3-hole bath mixer Finish set and concealed part (only with Flexaplus)	Fitting chrome	652,10
	Underwater spot light (air-/water-/combi system only)	Spot chrome	538,20
	Polish set consisting of: emery paper, polish, rag and sponge	21800000	31,10

Pharo® Whirlpool 250

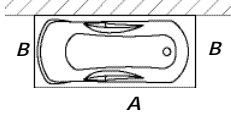
Installation requirements

- Bathtub made from acrylic, reinforced on the back
- Steel bath cradle with height-adjustable feet
- The system variations come with Flexaplust waste and overflow
- All bathtubs of Whirlpool Series 200 are white; fittings come chrome plated
- For plinths see page 165

Standard versions	Code No.	Components	Price
	22712000	Combisystem Comfort Whirlpool for one person with 14 airjets and 8 waterjets. Preassembled unit with electronic control Mini Poolmaster, Flexaplust waste and overflow. Colour of bathtub is white, fittings are chrome plated.	3.301,70
	22731000	Combisystem DeLuxe Whirlpool for one person with 14 airjets and 8 waterjets. Preassembled unit with electronic control Poolmaster, Flexaplust waste and overflow. Colour of bathtub is white, fittings are chrome plated.	4.077,90

Non standard versions	System variations	Code no./text	Price
	Bathtub (Cradle, waste)	22711000 WN	403,70
	Air system (Bathtub with 14 airjets, control unit Mini Poolmaster)	22711000 LT	1.852,70
	Water system (Bathtub with 8 waterjets, control unit Mini Poolmaster)	22711000 WS	2.473,70
	Combi system Comfort (Bathtub with 14 airjets, 8 waterjets, control unit Mini Poolmaster)	22711000 KI Comfort	3.301,70
	Combi system DeLuxe (Bathtub with 14 airjets, 8 waterjets, control unit Poolmaster)	22711000 KI DeLuxe	4.077,90
	Bath Filler/Waste/Overflow Waste and overflow Bath filler/waste/overflow	Flexaplust Exafill	no surcharge 124,20

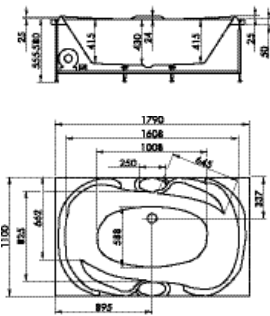
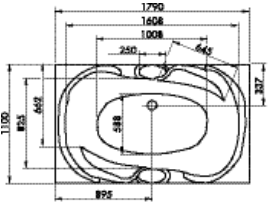
all measures in mm!

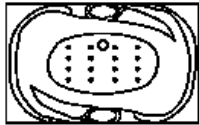
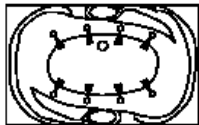
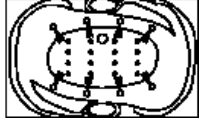
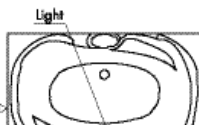

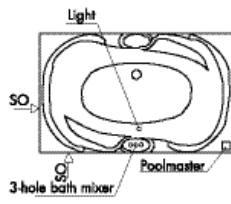
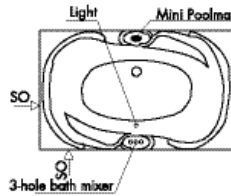
<i>Option</i>	<i>Components</i>	<i>Code no./text</i>	<i>Price</i>
	Plinths		
	Front element	Element A	134,60
	Side element (1 piece)	Element B	119,00
	3-hole bath mixer Finish set and concealed part (only with Flexaplus)	Fitting chrome	652,10
	Underwater spot light (air-/water-/combi system only)	Spot chrome	538,20
	Polish set consisting of: emery paper, polish, rag and sponge	21800000	31,10

Pharo® Whirlpool 260

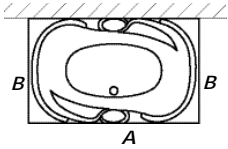
Installation requirements

- Bathtub made from acrylic, reinforced on the back
- Steel bath cradle with height-adjustable feet
- The system variations come with Flexaplus waste and overflow
- All bathtubs of Whirlpool Series 200 are white; fittings come chrome plated
- For plinths see page 165

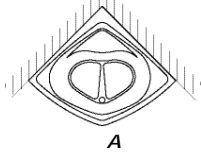
Standard versions	Code No.	Components	Price
	22714000	Combisystem Comfort Whirlpool for one person with 16 airjets and 8 waterjets. Preassembled unit with electronic control Mini Poolmaster, Flexaplus waste and overflow. Colour of bathtub is white, fittings are chrome plated.	4.036,50
	22732000	Combisystem DeLuxe Whirlpool for one person with 16 airjets and 8 waterjets. Preassembled unit with electronic control Poolmaster, Flexaplus waste and overflow. Colour of bathtub is white, fittings are chrome plated.	4.812,80

Non standard versions	System variations	Code no./text	Price
	Bathtub (Cradle, waste)	22713000 WN	1.138,50
	Air system (Bathtub with 16 airjets, control unit Mini Poolmaster)	22713000 LT	2.587,50
	Water system (Bathtub with 8 waterjets, control unit Mini Poolmaster)	22713000 WS	3.208,50
	Combi system Comfort (Bathtub with 16 airjets, 8 waterjets, control unit Mini Poolmaster)	22713000 KI Comfort	4.036,50
	Combi system DeLuxe (Bathtub with 16 airjets, 8 waterjets, control unit Poolmaster)	22713000 KI DeLuxe	4.812,80
	Bath Filler/Waste/Overflow Waste and overflow Bath filler/waste/overflow	Flexaplus Exafill	no surcharge 124,20
			

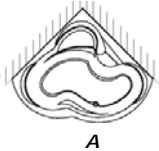
all measures in mm!

Option	Components	Code no./text	Price
	Plinths		
	Front element	Element A	155,30
	Side element (1 piece)	Element B	134,60
	3-hole bath mixer		
Finish set and concealed part (only with Flexaplus)	Fitting chrome	652,10	
Underwater spot light			
(air-/water-/combi system only)	Spot chrome	538,20	
Polish set consisting of: emery paper, polish, rag and sponge	21800000	31,10	

Option



<i>Components</i>	<i>Code no./text</i>	<i>Price</i>
Plinth Front element	Element A	258,80
3-hole bath mixer Finish set and concealed part (only with Flexaplus)	Fitting chrome	652,10
Underwater spot light (air-/water-/combi system only)	Spot chrome	538,20
Polish set consisting of: emery paper, polish, rag and sponge	21800000	31,10

<i>Option</i>	<i>Components</i>	<i>Code no./text</i>	<i>Price</i>
	Plinth Front element	Element A	289,80
	3-hole bath mixer Finish set and concealed part (only with Flexaplus)	Fitting chrome	652,10
	Underwater spot light (air-/water-/combi system only)	Spot chrome	538,20
	Polish set consisting of: emery paper, polish, rag and sponge	21800000	31,10

Example for Ordering Pharo® Whirlpool Series 200

<i>Standard version:</i>	<i>Code no./text</i>	<i>Price</i>
Whirlpool 260		

1	Whirlpool 260 Combi system Comfort	
----------	---------------------------------------	--

<i>Code no.</i>	<i>22714000</i>	<i>4.036,50</i>
-----------------	-----------------	-----------------

2	Option: plinth front element	
----------	------------------------------	--

<i>Code no.</i>	<i>22714100</i>	<i>155,30</i>
-----------------	-----------------	---------------

3	<i>Price</i>	<i>4.191,80</i>
----------	--------------	-----------------

<i>Non standard versions:</i>	<i>Code no./text</i>	<i>Price</i>
Whirlpool 260		

1	System variation: water system with mini Poolmaster	
----------	---	--

<i>Code no.</i>	<i>22713000 WN</i>	<i>3.208,50</i>
-----------------	--------------------	-----------------

2	Waste and Overflow	
----------	--------------------	--

<i>Text</i>	<i>Flexaplus</i>	<i>no surcharge</i>
-------------	------------------	---------------------

3	Bathtub white	
----------	------------------	--

<i>Text</i>	<i>Bathtub white</i>	<i>no surcharge</i>
-------------	----------------------	---------------------

4	Option 1: plinth front element	
----------	-----------------------------------	--

<i>Text</i>	<i>Plinth A</i>	<i>155,30</i>
-------------	-----------------	---------------

5	Option 2: 3 hole mixer	
----------	------------------------	--

<i>Text</i>	<i>Mixer</i>	<i>652,10</i>
-------------	--------------	---------------

6	Option 3: underwater spot light	
----------	------------------------------------	--

<i>Text</i>	<i>Spot chrome</i>	<i>538,20</i>
-------------	--------------------	---------------

7	<i>Price</i>	<i>4.554,10</i>
----------	--------------	-----------------

Checklist and Order Form for non Standard Version of Pharo® Whirlpools Series 200

R Required **O** Option

Copy this sheet and use it when dealing with your customer to specify the desired version of the Whirlpool. This form can also be used to order the Whirlpool. Simply fax the completed form to your Hansgrohe sales office. Only one order per copy.

Enquiry

Order

Customer _____
Street _____
Zip code/City _____

Agent _____
Date _____
Phone/Extension _____
Fax _____

R Model Condition/Explanation

Series 200

R System variation

- Bathtub
- Air system
- Water system
- Combi system Comfort
- Combi system DeLuxe

R Bath filler/waste/overflow

- Bath filler Flexaplus
- Filler/waste/overflow Exafill

O Optionen

- Plinth A
- Plinth B _____ indicate quantity
- Bath mixer
- Underwater spot light

Customer, date : _____

Salesperson, date : _____

Installation Information for Pharo® Whirlpools Series 200

Door width	<ul style="list-style-type: none">- Make sure to check the width of the door in the room in which you will be installing the Whirlpool. Series 200 Whirlpools may be up to 840 mm high (incl. cradle).
Planning	<ul style="list-style-type: none">- During planning make sure that there are no cables under the bathtub or near the bathtub supports.- Maximum weight 690 kg (Whirlpool 290).
Requirements/Electrical Connection	<ul style="list-style-type: none">- Check the voltage (230 V), overcurrent protection (16 A), FI circuit breaker and ground wire.- The electrical connection may only be installed by an electrician and must be protected in compliance with VDE 0100 using an FI circuit breaker (30 mA)- 3 x 1.5 mm² leads, 230 V, overcurrent protection 16 A.
Requirements/Water Supply	<ul style="list-style-type: none">- Make sure that the water inlet lines are flushed in compliance with DIN standards.- The ² water inlet line should always be close to the service panel.
Service opening	<ul style="list-style-type: none">- There must be service panels at least 600 x 400 mm in size (depends on model) installed near the motor and blower. These panels should be installed so that you can access and replace parts such as the blower, pump, valves, terminal box and other connections at any time. Removable sidewalls are ideal for this purpose (Pharo bath-paneling system, for example).
Air Register (not included)	<ul style="list-style-type: none">- You must install an air register (150 cm²)- The air register must be installed in the whirlpool paneling. It can be positioned wherever desired, such as in an adjoining room.- We recommend sound-insulating the air register.
Option: plinths	<ul style="list-style-type: none">- The bathtub must be installed on the bathroom floor together with a plinth.

Poolmaster



- 1 Poolmaster
- 2 Illuminated LC Display
- 3 Selection keys
- 4 Navigation keys
- 5 On/off

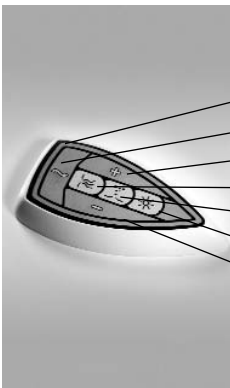
Features:

- Option for Whirlpools Series 200
- Watertight, floating remote control with preassembled docking- and charging station
- easy and simple navigation

Whirl functions:

- Airsystem on/off; more intense/reduced; interval timer
- Water system on/off; more intense/reduced; hydro pulsation
- Programable Whirl sequences
- Control of all options

Mini Poolmaster



- 1 Mini Poolmaster
- 2 Hydropulsation/interval function
- 3 Water-/airsystem more intense
- 4 Watersystem on/off
- 5 Airsystem on/off
- 6 Light on/off (Option)
- 7 Water-/airsystem reduced

Features:

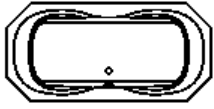
- Standard control for Whirlpools Series 200
- Flat control pad fixed to the bath rim
- Lit up key indicates active whirlfunktion

Whirlfunktionen:

- Airsystem on/off; more intense/reduced; interval function
- Watersystem on/off; more intense/reduced; Hydropulsation
- Light control

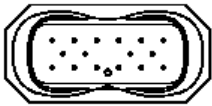
System Variations Pharo® Whirlpools Series 200

Bathtub



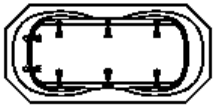
- Bathtub made from acrylic, reinforced on the back
 - Steel bath cradle with height-adjustable feet
 - Flexaplus waste and overflow
-

Air System



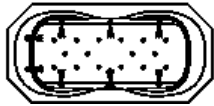
- Whirlpool control unit Mini Poolmaster
 - Flat air jets mounted to the bathtub floor
 - System output can be steplessly adjusted with PoolControl
-

Water System



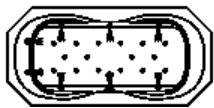
- Whirlpool control unit Mini Poolmaster
 - Directionally adjustable water jets installed in the inside of the tub and in the backrest
 - Steplessly controlable pump
-

Combi System Comfort



- Whirlpool control unit Mini Poolmaster
 - Flat air jets mounted to the bathtub floor
 - Directionally adjustable water jets installed in the inside of the tub and in the backrest
 - Steplessly controlable pump
 - The air and water systems can be used simultaneously or separately
-

Combi System DeLuxe



- Whirlpool control unit Poolmaster (watertight remote control)
 - flat air jets mounted to the bathtub floor
 - Directionally adjustable water jets installed in the inside of the tub and in the backrest
 - Steplessly controlable blower and pump
 - The air and water systems can be used simultaneously or separately
-

3-Hole Bath Mixer



- The 3 hole bath mixer consists of the concealed part (Secuflex, shower hose, Secubox) and the finish set (handles and pull-out spout)
- The bath mixer is mounted on the rim of the bath tub. It allows easy filling of the tub and guarantees constant temperature at all times. Also cleaning of the tub is comfortable thanks to the pull-out bath spout.
- The bath mixer is preassembled on the bath rim in places indicated by the customer.

Series 200

- Option for all system variations

Exafill



- Exafill bath filler with waste and overflow

Series 200

- Option for all system variations

Plinths



- Depending on the installation, different types of plinths are available for Whirlpools Series 200. For these elements see page 165.
- The elements are made of white ABS/PMMA; they are easily assembled or dismantled.
- The plinths are easy to remove if necessary.

Series 200

- Option for all system variations

Light



- Exceptional charming baths can be experienced caused by the interplay of light and water.
- with the Poolmaster and Mini Poolmaster control unit, the halogen spot (12V/20W) is easily switched on and off.

Series 200

- Option for air-/water-/combi system

Polishing Set

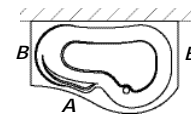
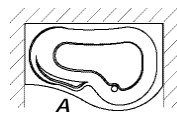
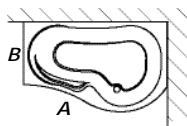
- The acrylic polishing set is used to eliminate small scratches on the acrylic surface. - The polishing set is easy enough for customers to use on their own at home.
- The acrylic polishing set contains emery paper, polishing paste, a polishing cloth and a cleaning sponge.

Trimming for Pharo® Whirlpools Series 200

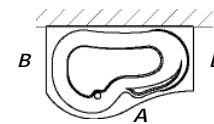
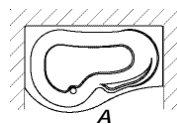
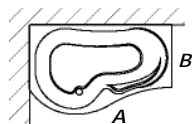
● Standard ○ Option

	200 left version	200 right version	210	215	240	245	250	260	280	290
Standard seat	●	●	●	●	●	●	●	●	●	●
Room for										
one person	●	●	●		●	●	●		●	●
two persons				●				●	●	●
Shape of bathtub										
circula roomsaver	●	●	-	-	-	-	-	-	-	-
rectangle	-	-	●	●	●	●	●	●	-	-
corner	-	-	-	-	-	-	-	-	●	●
Water volume (liters/person 70 kg)										
1 person	160	160	180	215	95	115	117	180	170	430
2 persons				145				110	100	360
Bathtub without system inclusive feet for shower tray/Exafill	●	●	●	●	●	●	●	●	●	●
Air system										
number of air jets	14	14	14	16	14	14	14	16	24	24
blower	●	●	●	●	●	●	●	●	●	●
Water system										
number of water jets	8	8	6	8	6	6	8	8	8	10
Combi system										
number of airjets	14	14	14	16	14	14	14	16	24	24
number of waterjets	8	8	6	8	6	6	8	8	8	10
Control unit for Whirlpools										
Mini Poolmaster (all systems)	●	●	●	●	●	●	●	●	●	●
Poolmaster (combi system only)	●	●	●	●	●	●	●	●	●	●
Functions										
Mini Poolmaster (fixed)										
interval function (air-/combis.)	●	●	●	●	●	●	●	●	●	●
hydropulsation (water-/combis.)	●	●	●	●	●	●	●	●	●	●
light on/off	○	○	○	○	○	○	○	○	○	○
Functions										
Poolmaster (remote control)										
preselected whirlprograms	●	●	●	●	●	●	●	●	●	●
programable whirlprograms	●	●	●	●	●	●	●	●	●	●
interval function (combisystem)	●	●	●	●	●	●	●	●	●	●
hydro pulsation (combisystem)	●	●	●	●	●	●	●	●	●	●
light on/off	○	○	○	○	○	○	○	○	○	○
Flexaplus	●	●	●	●	●	●	●	●	●	●
Exafill (requires separate mixer)	○	○	○	○	○	○	○	○	○	○
Options										
3-hole mixer	○	○	○	○	○	○	○	○	○	○
light (available for air-/water-/combi system)	○	○	○	○	○	○	○	○	○	○
plinths	○	○	○	○	○	○	○	○	○	○

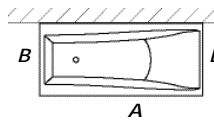
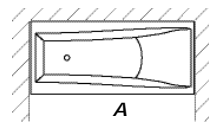
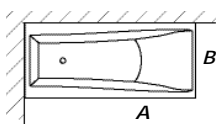
Plinths for Pharo® Whirlpools Series 200



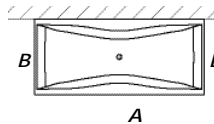
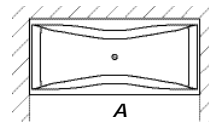
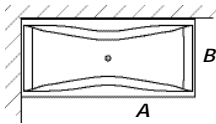
	<i>Element</i>	<i>A</i>	<i>B</i>
200 L	Code no.	22701100	22701200
	Price	238,10	119,00



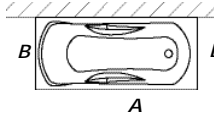
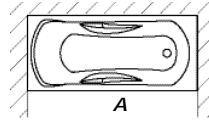
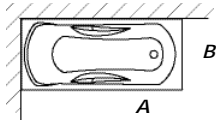
	<i>Element</i>	<i>A</i>	<i>B</i>
200 R	Code no.	22702100	22701200
	Price	238,10	119,00



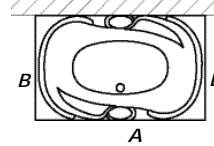
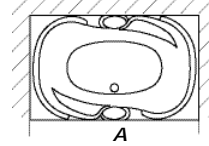
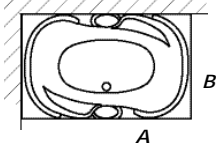
	<i>Element</i>	<i>A</i>	<i>B</i>
210	Code no.	22704100	22704200
	Price	155,30	129,40



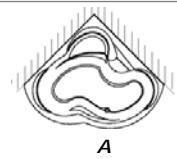
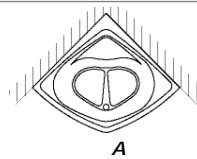
	<i>Element</i>	<i>A</i>	<i>B</i>
215	Code no.	22706100	22706200
	Price	155,30	129,40



	<i>Element</i>	<i>A</i>	<i>B</i>
240	Code no.	22708100	22708200
	Price	134,60	108,70
245	Code no.	22708100	22710200
	Price	134,60	108,70
250	Code no.	22708100	22712200
	Price	134,60	119,00



	<i>Element</i>	<i>A</i>	<i>B</i>
260	Code no.	22714100	22714200
	Price	155,30	134,60



	<i>Element</i>	<i>A</i>
280	Code no.	22716100
	Price	258,80
290	Code no.	22718100
	Price	289,80

Please note: **A** = front element; **B** = side element; depending on the situation, a number of plinths must be installed.

Product Range of Pharo® Whirlpools Series 300

Pharo® Whirlpool Moneva 300 L



1500x900/600

Pharo® Whirlpool Moneva 300 R



1500x900/600

Pharo® Whirlpool Iseo 320



1900x810

Pharo® Whirlpool Victoria 325



2000x900

Pharo® Whirlpool Teslin 330



1350x1350

Pharo® Whirlpool Lugano 340



Ø770

Pharo® Whirlpool Imandra 350



1800x800

Pharo® Whirlpool Imandra 355



1900x900

Pharo® Whirlpool Ladoga 360



1900x900

Pharo® Whirlpool Malawi 370



1850x850

Pharo® Whirlpool 375



1900x1000

Pharo® Whirlpool Almonte 380



1500x1500

Pharo® Whirlpool Manitoba 390



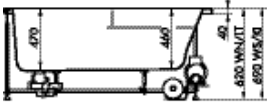
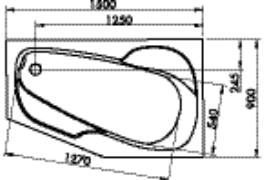
1420x1420

	Page
Whirlpools Series 300 Code Numbers and Prices	
Pharo Whirlpool Moneva 300, left version	168
Pharo Whirlpool Moneva 300, right version	170
Pharo Whirlpool Iseo 320	172
Pharo Whirlpool Victoria 325	174
Pharo Whirlpool Teslin 330	176
Pharo Whirlpool Lugano 340	178
Pharo Whirlpool Imandra 350	180
Pharo Whirlpool Imandra 355	182
Pharo Whirlpool Ladoga 360	184
Pharo Whirlpool Malawi 370	186
Pharo Whirlpool 375	188
Pharo Whirlpool Almonte 380	190
Pharo Whirlpool Manitoba 390	192
Example for Ordering Pharo Whirlpool Series 300	194
Checklist and Order Form for non Standard Version of Pharo Whirlpool Series 300	195
Installation Information for Pharo Whirlpools Series 300	196
Operating Instructions for Pharo Whirlpools Series 300	197
System Variations of Pharo Whirlpools Series 300	198
Options for Pharo Whirlpools Series 300	199
Trimmings for Pharo Whirlpools Series 300	201
Plinths for Pharo Whirlpools Serie 300	202





Pharo® Whirlpool Moneva 300, Left Version

Remarks

- Bath tub made from acrylic, reinforced on the back
- Steel bath cradle with height-adjustable feet
- The system variations come with Flexaplust waste and overflow
- Preselected colour of system variation is the main colour; all other components must correspond to this finish.
- For plinths see page 202

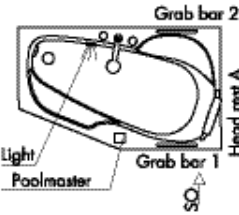
Standard versions	Code No.	Components	Price
	21420000	Combisystem Comfort Whirlpool for one person with 12 airjets and 8 waterjets. Preassembled unit with electronic control Mini Poolmaster, Flexaplust waste and overflow. Colour of bathtub is white, fittings are chrome plated.	3.935,10
	21421000	Combisystem DeLuxe Whirlpool for one person with 12 airjets and 8 waterjets. Preassembled unit with electronic control Poolmaster, Flexaplust waste and overflow. Colour of bathtub is white, fittings are chrome plated.	4.711,30

WN Bath tub LT Air system WS Water system KI Combi

Non standard versions	System variations	Code no./text	Price
	Bath tub (Cradle, waste)	21302000 L-WN	1.347,60
	Air system (Bath tub with 12 airjets, control unit Mini Poolmaster)	21302000 L-LT	2.796,60
	Water system (Bath tub with 8 waterjets, control unit Mini Poolmaster)	21302000 L-WS	3.624,60
	Combi system Comfort (Bath tub with 12 airjets, 8 waterjets, control unit Mini Poolmaster)	21302000 L-KI Comfort	3.935,10
	Combi system DeLuxe (Bath tub with 12 airjets, 8 waterjets, control unit Poolmaster)	21302000 L-KI DeLuxe	4.711,30
	Bath Filler/Waste/Overflow Waste and overflow Bath filler/waste/overflow	Flexaplust Exafill	no surcharge 124,20
	Colour of bathtub white pergamon	Bathtub white Bathtub pergamon	no surcharge no surcharge
	Colour of fitting chrome satin chrome satinox	chrome satin chrome satinox	no surcharge 177,00 295,00

all measures in mm!

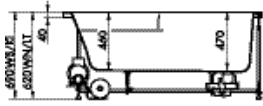

Pharo® Whirlpool Moneva 300, Left Version

Option	Fittings	Text	Price
Option Luxus only in combination with Combi system Deluxe	Heating system 1,5 KW Superwhirl	Heating system/Superwhirl	1.293,80
Position of grab bar			Price per bar
	front right	Grab bar 1	136,60
	back right	Grab bar 2	136,60
Colour of grab bar			Surcharge per bar
	chrome	„Grab bar no.“ chrome	no surcharge
	satin chrome	„Grab bar no.“ satin chr.	56,90
	satinox	„Grab bar no.“ satinox	95,20
Thermostatic mixer, rim mounted, preassembled (only with Exafill)			Colour Price
	Allegroh	Allegroh chrome	chrome 1.142,60
		Allegroh satin chrome	satin chrome 1.222,30
		Allegroh chrome/gold	chrome/gold 1.310,30
	Carlton	Carlton chrome	chrome 1.491,40
		Carlton chrome/gold	chrome/gold 1.577,30
		Carlton satinox	satinox 1.764,70
	Starck	Starck chrome	chrome 1.232,70
		Starck satinox	satinox 1.427,30
	Terrano (cross handle)	Terrano chrome	chrome 1.527,70
		Terrano satinox	satinox 1.811,30
	Uno (zero handle)	Uno chrome	chrome 1.416,90
		Uno satinox	satinox 1.667,40
	Citterio (cross handle)	Citterio chrome	chrome 1.491,40
Position of head rest (for positions see picture above)			Price per head rest
	right	Head rest A	263,90
Colour of head rest			Surcharge per head rest
	chrome	„Grab bar no.“ chrome	no surcharge
	satin chrome	„Grab bar no.“ satin chr.	56,90
	satinox	„Grab bar no.“ satinox	95,20
Underwater spot light only in combination with air-/water- /Combi system	chrome	Spot chrome	538,20
	satin chrome	Spot satin chrome	595,10
	satinox	Spot satinox	633,40
Polish set for acrylic surfaces	consisting of: emery paper, polish, rag and sponge	21800000	31,10

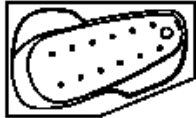



Pharo® Whirlpool Moneva 300, Right Version

Remarks

- Bathtub made from acrylic, reinforced on the back
- Steel bath cradle with height-adjustable feet
- The system variations come with Flexaplust waste and overflow
- Preselected colour of system variation is the main colour; all other components must correspond to this finish.
- For plinths see page 202

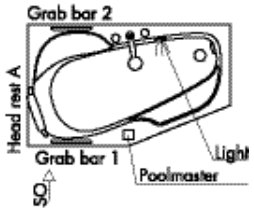
Standard versions	Code No.	Components	Price
	21422000	Combisystem Comfort Whirlpool for one person with 12 airjets and 8 waterjets. Preassembled unit with electronic control Mini Poolmaster, Flexaplust waste and overflow. Colour of bathtub is white, fittings are chrome plated.	3.935,10
	21423000	Combisystem DeLuxe Whirlpool for one person with 12 airjets and 8 waterjets. Preassembled unit with electronic control Poolmaster, Flexaplust waste and overflow. Colour of bathtub is white, fittings are chrome plated.	4.711,30

WN Bathtub LT Air system WS Water system KI Combi

Non standard versions	System variations	Code no./text	Price
	Bathtub (Cradle, waste)	21302000 R-WN	1.347,60
	Air system (Bathtub with 12 airjets, control unit Mini Poolmaster)	21302000 R-LT	2.796,60
	Water system (Bathtub with 8 waterjets, control unit Mini Poolmaster)	21302000 R-WS	3.624,60
	Combi system Comfort (Bathtub with 12 airjets, 8 waterjets, control unit Mini Poolmaster)	21302000 R-KI Comfort	3.935,10
	Combi system DeLuxe (Bathtub with 12 airjets, 8 waterjets, control unit Poolmaster)	21302000 R-KI DeLuxe	4.711,30
	Bath Filler/Waste/Overflow Waste and overflow Bath filler/waste/overflow	Flexaplust Exafill	no surcharge 124,20
	Colour of bathtub white pergamon	Bathtub white Bathtub pergamon	no surcharge no surcharge
	Colour of fitting chrome satin chrome satinox	chrome satin chrome satinox	no surcharge 177,00 295,00

all measures in mm!

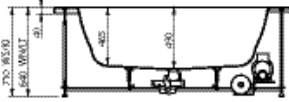
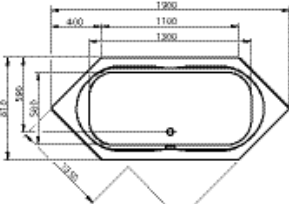
Pharo® Whirlpool Moneva 300, Right Version

<i>Option</i>	<i>Fittings</i>	<i>Text</i>	<i>Price</i>
Option Luxus only in combination with Combi system Deluxe	Heating system 1,5 KW Superwhirl	Heating system/Superwhirl	1.293,80
Position of grab bar			Price per bar
	front right	Grab bar 1	136,60
	back right	Grab bar 2	136,60
Colour of grab bar			Surcharge per bar
	chrome	„Grab bar no.“ chrome	no surcharge
	satin chrome	„Grab bar no.“ satin chr.	56,90
	satinox	„Grab bar no.“ satinox	95,20
Thermostatic mixer, rim mounted, preassembled (only with Exafill)			Colour Price
	Alleghro	Alleghro chrome	chrome 1.142,60
		Alleghro satin chrome	satin chrome 1.222,30
		Alleghro chrome/gold	chrome/gold 1.310,30
	Carlton	Carlton chrome	chrome 1.491,40
		Carlton chrome/gold	chrome/gold 1.577,30
		Carlton satinox	satinox 1.764,70
	Starck	Starck chrome	chrome 1.232,70
		Starck satinox	satinox 1.427,30
	Terrano (cross handle)	Terrano chrome	chrome 1.527,70
		Terrano satinox	satinox 1.811,30
	Uno (zero handle)	Uno chrome	chrome 1.416,90
		Uno satinox	satinox 1.667,40
	Citterio (cross handle)	Citterio chrome	chrome 1.491,40
Position of head rest (for positions see picture above)			Price per head rest
	right	Head rest A	263,90
Colour of head rest			Surcharge per head rest
	chrome	„Grab bar no.“ chrome	no surcharge
	satin chrome	„Grab bar no.“ satin chr.	56,90
	satinox	„Grab bar no.“ satinox	95,20
Underwater spot light only in combination with air-/water- /Combi system	chrome	Spot chrome	538,20
	satin chrome	Spot satin chrome	595,10
	satinox	Spot satinox	633,40
Polish set for acrylic surfaces	consisting of: emery paper, polish, rag and sponge	21800000	31,10

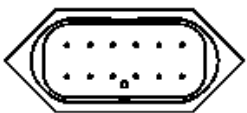
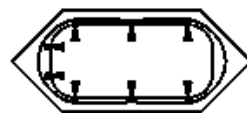


Pharo® Whirlpool Iseo 320

Remarks

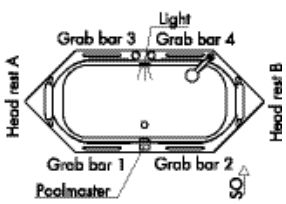
- Bathtub made from acrylic, reinforced on the back
- Steel bath cradle with height-adjustable feet
- The system variations come with Flexaplust waste and overflow
- Preselected colour of system variation is the main colour; all other components must correspond to this finish.
- For plinths see page 202

Standard versions	Code No.	Components	Price
	21424000	Combisystem Comfort Whirlpool for one person with 12 airjets and 8 waterjets. Preassembled unit with electronic control Mini Poolmaster, Flexaplust waste and overflow. Colour of bathtub is white, fittings are chrome plated.	3.935,10
	21425000	Combisystem Deluxe Whirlpool for one person with 12 airjets and 8 waterjets. Preassembled unit with electronic control Poolmaster, Flexaplust waste and overflow. Colour of bathtub is white, fittings are chrome plated.	4.711,30

WN Bathtub LT Air system WS Water system KI Combi

Non standard versions	System variations	Code no./text	Price
	Bathtub (Cradle, waste)	21322000 R-WN	1.347,60
	Air system (Bathtub with 12 airjets, control unit Mini Poolmaster)	21322000 R-LT	2.796,60
	Water system (Bathtub with 8 waterjets, control unit Mini Poolmaster)	21322000 R-WS	3.624,60
	Combi system Comfort (Bathtub with 12 airjets, 8 waterjets, control unit Mini Poolmaster)	21322000 R-KI Comfort	3.935,10
	Combi system DeLuxe (Bathtub with 12 airjets, 8 waterjets, control unit Poolmaster)	21322000 R-KI DeLuxe	4.711,30
	Bath Filler/Waste/Overflow Waste and overflow Bath filler/waste/overflow	Flexaplust Exafill	no surcharge 124,20
	Colour of bathtub white pergamon	Bathtub white Bathtub pergamon	no surcharge no surcharge
	Colour of fitting chrome satin chrome satinox	chrome satin chrome satinox	no surcharge 177,00 295,00

all measures in mm!

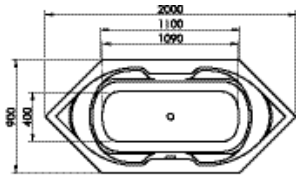
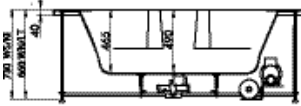
<i>Option</i>	<i>Fittings</i>	<i>Text</i>	<i>Price</i>
Option Luxus only in combination with Combi system Deluxe	Heating system 1,5 KW Superwhirl	Heating system/Superwhirl	1.293,80
Position of grab bar			Price per grab bar
	front left	Grab bar 1	136,60
	front right	Grab bar 2	136,60
	back left	Grab bar 3	136,60
	back right	Grab bar 4	136,60
Colour of grab bar	chrome satin chrome satinox	„Grab bar no.“ chrome „Grab bar no.“ satin chr. „Grab bar no.“ satinox	no surcharge 56,90 95,20
Thermostatic mixer, rim mounted, preassembled (only with Exafill)			Colour Price
	Allegroh	Allegroh chrome Allegroh satin chrome Allegroh chrome/gold	chrome 1.142,60 satin chrome 1.222,30 chrome/gold 1.310,30
	Carlton	Carlton chrome Carlton chrome/gold Carlton satinox	chrome 1.491,40 chrome/gold 1.577,30 satinox 1.764,70
	Starck	Starck chrome Starck satinox	chrome 1.232,70 satinox 1.427,30
	Terrano (cross handle)	Terrano chrome Terrano satinox	chrome 1.527,70 satinox 1.811,30
	Uno (zero handle)	Uno chrome Uno satinox	chrome 1.416,90 satinox 1.667,40
	Citterio (cross handle)	Citterio chrome	chrome 1.491,40
Position of head rest (for positions see picture above)			Price per head rest
	left	Head rest A	263,90
	right	Head rest B	263,90
Colour of head rest			Surcharge per head rest
	chrome satin chrome satinox	„Head rest no.“ chrome „Head rest no.“ satin chr. „Head rest no.“ satinox	no surcharge 56,90 95,20
Underwater spot light only in combination with air-/water- /Combi system			
	chrome satin chrome satinox	Spot chrome Spot satin chrome Spot satinox	538,20 595,10 633,40
Polish set for acrylic surfaces			
	consisting of: emery paper, polish, rag and sponge	21800000	31,10

Pharo® Whirlpool Victoria 325

Remarks

- Bathtub made from acrylic, reinforced on the back
- Steel bath cradle with height-adjustable feet
- The system variations come with Flexaplust waste and overflow
- Preselected colour of system variation is the main colour; all other components must correspond to this finish.
- For plinths see page 202

Standard versions



Code No.

21426000

Components

Combisystem Comfort
Whirlpool for two persons with 16 airjets and 8 waterjets. Preassembled unit with electronic control Mini Poolmaster, Flexaplust waste and overflow.
Colour of bathtub is white, fittings are chrome plated.

Price

4.185,50

21427000

Combisystem DeLuxe
Whirlpool for two persons with 16 airjets and 8 waterjets. Preassembled unit with electronic control Poolmaster, Flexaplust waste and overflow.
Colour of bathtub is white, fittings are chrome plated.

4.961,80

WN Bathtub LT Air system WS Water system KI Combi

Non standard versions

System variations

Code no./text

Price

Bathtub

(Cradle, waste)

21327000 WN

1.598,00

Air system

(Bathtub with 16 airjets, control unit Mini Poolmaster)

21327000 LT

3.047,00

Water system

(Bathtub with 8 waterjets, control unit Mini Poolmaster)

21327000 WS

3.875,00

Combi system Comfort

(Bathtub with 16 airjets, 8 waterjets, control unit Mini Poolmaster)

21327000 KI Comfort

4.185,50

Combi system DeLuxe

(Bathtub with 16 airjets, 8 waterjets, control unit Poolmaster)

21327000 KI DeLuxe

4.961,80

Bath Filler/Waste/Overflow

Waste and overflow
Bath filler/waste/overflow

Flexaplust
Exafill

**no surcharge
124,20**

Colour of bathtub

white
pergamon

Bathtub white
Bathtub pergamon

**no surcharge
no surcharge**

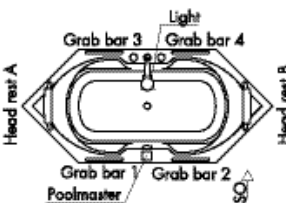
Colour of fitting

chrome
satin chrome
satinox

chrome
satin chrome
satinox

**no surcharge
177,00
295,00**

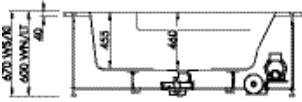
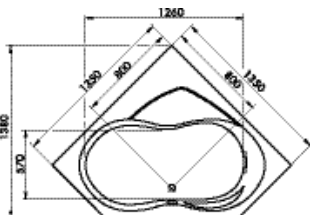
all measures in mm!

<i>Option</i>	<i>Fittings</i>	<i>Text</i>	<i>Price</i>
Option Luxus only in combination with Combi system Deluxe	Heating system 1,5 KW Superwhirl	Heating system/Superwhirl	1.293,80
Position of grab bar			Price per grab bar
	front left	Grab bar 1	136,60
	front right	Grab bar 2	136,60
	back left	Grab bar 3	136,60
	back right	Grab bar 4	136,60
	Surcharge per grab bar		
Colour of grab bar	chrome satin chrome satinox	„Grab bar no.“ chrome „Grab bar no.“ satin chr. „Grab bar no.“ satinox	no surcharge 56,90 95,20
Thermostatic mixer, rim mounted, preassembled (only with Exafill)		Colour	Price
Allegroh	Allegroh chrome Allegroh satin chrome Allegroh chrome/gold	chrome	1.142,60
		satin chrome	1.222,30
Carlton	Carlton chrome Carlton chrome/gold Carlton satinox	chrome/gold	1.310,30
		chrome	1.491,40
Starck	Starck chrome Starck satinox	chrome/gold	1.577,30
		satinox	1.764,70
Terrano (cross handle)	Terrano chrome Terrano satinox	chrome	1.232,70
		satinox	1.427,30
Uno (zero handle)	Uno chrome Uno satinox	chrome	1.527,70
		satinox	1.811,30
Citterio (cross handle)	Citterio chrome	chrome	1.416,90
		satinox	1.667,40
Citterio (cross handle)	Citterio chrome	chrome	1.491,40
		satinox	
Position of head rest (for positions see picture above)			Price per head rest
left	right	Head rest A	263,90
		Head rest B	263,90
Surcharge per head rest			
Colour of head rest	chrome satin chrome satinox	„Head rest no.“ chrome „Head rest no.“ satin chr. „Head rest no.“ satinox	no surcharge 56,90 95,20
Underwater spot light only in combination with air-/water-/Combi system	chrome satin chrome satinox	Spot chrome Spot satin chrome Spot satinox	538,20 595,10 633,40
Polish set for acrylic surfaces	consisting of: emery paper, polish, rag and sponge	21800000	31,10

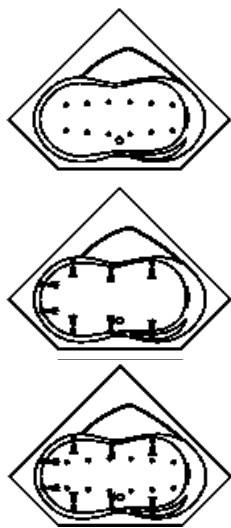
Pharo® Whirlpool Teslin 330

Remarks

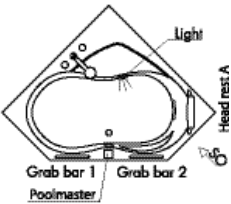
- Bathtub made from acrylic, reinforced on the back
- Steel bath cradle with height-adjustable feet
- The system variations come with Flexaplus waste and overflow
- Preselected colour of system variation is the main colour; all other components must correspond to this finish.
- For plinths see page 202

Standard versions	Code No.	Components	Price
	21428000	Combisystem Comfort Whirlpool for one person with 12 airjets and 8 waterjets. Preassembled unit with electronic control Mini Poolmaster, Flexaplus waste and overflow. Colour of bathtub is white, fittings are chrome plated.	3.935,10
	21429000	Combisystem DeLuxe Whirlpool for one person with 12 airjets and 8 waterjets. Preassembled unit with electronic control Poolmaster, Flexaplus waste and overflow. Colour of bathtub is white, fittings are chrome plated.	4.711,30

WN Bathtub LT Air system WS Water system KI Combi

Non standard versions	System variations	Code no./text	Price
	Bathtub (Cradle, waste)	21332000 WN	1.347,60
	Air system (Bathtub with 12 airjets, control unit Mini Poolmaster)	21332000 LT	2.796,60
	Water system (Bathtub with 8 waterjets, control unit Mini Poolmaster)	21332000 WS	3.624,60
	Combi system Comfort (Bathtub with 12 airjets, 8 waterjets, control unit Mini Poolmaster)	21332000 KI Comfort	3.935,10
	Combi system DeLuxe (Bathtub with 12 airjets, 8 waterjets, control unit Poolmaster)	21332000 KI DeLuxe	4.711,30
	Bath Filler/Waste/Overflow Waste and overflow Bath filler/waste/overflow	Flexaplus Exafill	no surcharge 124,20
	Colour of bathtub white pergamon	Bathtub white Bathtub pergamon	no surcharge no surcharge
Colour of fitting chrome satin chrome satinox	chrome satin chrome satinox	no surcharge 177,00 295,00	

all measures in mm!

<i>Option</i>	<i>Fittings</i>	<i>Text</i>	<i>Price</i>
Option Luxus only in combination with Combi system Deluxe	Heating system 1,5 KW Superwhirl	Heating system/Superwhirl	1.293,80
Position of grab bar			Price per grab bar
	front left	Grab bar 1	136,60
	front right	Grab bar 2	136,60
Colour of grab bar			Surcharge per grab bar
	chrome	„Grab bar no.“ chrome	no surcharge
	satin chrome	„Grab bar no.“ satin chr.	56,90
	satinox	„Grab bar no.“ satinox	95,20
Thermostatic mixer, rim mounted, preassembled (only with Exafill)			Colour Price
	Allegroh	Allegroh chrome	chrome 1.142,60
		Allegroh satin chrome	satin chrome 1.222,30
		Allegroh chrome/gold	chrome/gold 1.310,30
	Carlton	Carlton chrome	chrome 1.491,40
		Carlton chrome/gold	chrome/gold 1.577,30
		Carlton satinox	satinox 1.764,70
	Starck	Starck chrome	chrome 1.232,70
		Starck satinox	satinox 1.427,30
	Terrano (cross handle)	Terrano chrome	chrome 1.527,70
		Terrano satinox	satinox 1.811,30
	Uno (zero handle)	Uno chrome	chrome 1.416,90
		Uno satinox	satinox 1.667,40
	Citterio (cross handle)	Citterio chrome	chrome 1.491,40
Position of head rest (for positions see picture above)			Price per head rest
	right	Head rest A	263,90
Colour of head rest			Surcharge per head rest
	chrome	„Head rest no.“ chrome	no surcharge
	satin chrome	„Head rest no.“ satin chr.	56,90
	satinox	„Head rest no.“ satinox	95,20
Underwater spot light only in combination with air-/water- /Combi system	chrome	Spot chrome	538,20
	satin chrome	Spot satin chrome	595,10
	satinox	Spot satinox	633,40
Polish set for acrylic surfaces	consisting of: emery paper, polish, rag and sponge	21800000	31,10

Pharo® Whirlpool Lugano 340

Remarks

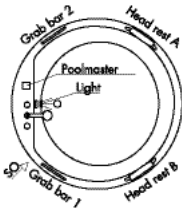
- Bath tub made from acrylic, reinforced on the back
- Steel bath cradle with height-adjustable feet
- The system variations come with Flexaplust waste and overflow
- Preselected colour of system variation is the main colour; all other components must correspond to this finish.
- For plinths see page 202

Standard versions	Code No.	Components	Price
	21430000	Combisystem Comfort Family size Whirlpool with 18 airjets and 8 waterjets. Preassembled unit with electronic control Mini Poolmaster, Flexaplust waste and overflow. Colour of bathtub is white, fittings are chrome plated.	5.887,10
	21431000	Combisystem Deluxe Family size Whirlpool with 18 airjets and 8 waterjets. Preassembled unit with electronic control Poolmaster, Flexaplust waste and overflow. Colour of bathtub is white, fittings are chrome plated.	6.663,30

WN Bath tub LT Air system WS Water system KI Combi

Non standard versions	System variations	Code no./text	Price
	Bath tub (Cradle, waste)	21342000 WN	3.299,60
	Air system (Bath tub with 18 airjets, control unit Mini Poolmaster)	21342000 LT	4.748,60
	Water system (Bath tub with 8 waterjets, control unit Mini Poolmaster)	21342000 WS	5.576,60
	Combi system Comfort (Bath tub with 18 airjets, 8 waterjets, control unit Mini Poolmaster)	21342000 KI Comfort	5.887,10
	Combi system DeLuxe (Bath tub with 18 airjets, 8 waterjets, control unit Poolmaster)	21342000 KI DeLuxe	6.663,30
	Bath Filler/Waste/Overflow Waste and overflow Bath filler/waste/overflow	Flexaplust Exafill	no surcharge 124,20
	Colour of bathtub white pergamon	Bathtub white Bathtub pergamon	no surcharge no surcharge
Colour of fitting chrome satin chrome satinox	chrome satin chrome satinox	no surcharge 177,00 295,00	

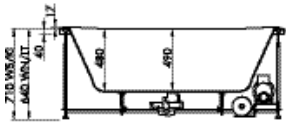
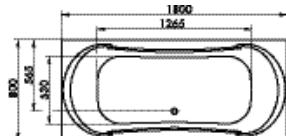
all measures in mm!

Option	Fittings	Text	Price
Option Luxus only in combination with Combi system Deluxe	Heating system 1,5 KW Superwhirl	Heating system/Superwhirl	1.293,80
Position of grab bar			Price per grab bar
	front left	Grab bar 1	136,60
	back left	Grab bar 2	136,60
Colour of grab bar			Surcharge per grab bar
Thermostatic mixer, rim mounted, preassembled (only with Exafill)	chrome	„Grab bar no.“ chrome	no surcharge
	satin chrome	„Grab bar no.“ satin chr.	56,90
	satinox	„Grab bar no.“ satinox	95,20
Colour of grab bar			Surcharge per grab bar
Thermostatic mixer, rim mounted, preassembled (only with Exafill)	Allegroh	Allegroh chrome	chrome 1.142,60
		Allegroh satin chrome	satin chrome 1.222,30
	Carlton	Allegroh chrome/gold	chrome/gold 1.310,30
		Carlton chrome	chrome 1.491,40
	Starck	Carlton chrome/gold	chrome/gold 1.577,30
		Carlton satinox	satinox 1.764,70
	Terrano (cross handle)	Starck chrome	chrome 1.232,70
		Starck satinox	satinox 1.427,30
	Uno (zero handle)	Terrano chrome	chrome 1.527,70
		Terrano satinox	satinox 1.811,30
	Citterio (cross handle)	Uno chrome	chrome 1.416,90
		Uno satinox	satinox 1.667,40
Citterio (cross handle)	Uno satinox	satinox 1.667,40	
	Citterio chrome	chrome 1.491,40	
Position of head rest (for positions see picture above)			Price per head rest
Colour of head rest	back right	Head rest A	263,90
	front right	Head rest B	263,90
Colour of head rest			Surcharge per head rest
Underwater spot light only in combination with air-/water- /Combi system	chrome	„Head rest no.“ chrome	no surcharge
	satin chrome	„Head rest no.“ satin chr.	56,90
	satinox	„Head rest no.“ satinox	95,20
Underwater spot light only in combination with air-/water- /Combi system	chrome	Spot chrome	538,20
	satin chrome	Spot satin chrome	595,10
	satinox	Spot satinox	633,40
Polish set for acrylic surfaces	consisting of: emery paper, polish, rag and sponge	21800000	31,10

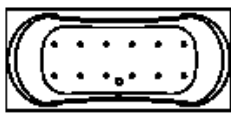
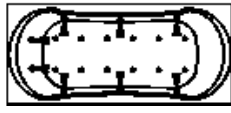
Pharo® Whirlpool Imandra 350

Remarks

- Bathtub made from acrylic, reinforced on the back
- Steel bath cradle with height-adjustable feet
- The system variations come with Flexaplus waste and overflow
- Preselected colour of system variation is the main colour; all other components must correspond to this finish.
- For plinths see page 202

Standard versions	Code No.	Components	Price
	21432000	Combisystem Comfort Whirlpool for two persons with 12 airjets and 8 waterjets. Preassembled unit with electronic control Mini Poolmaster, Flexaplus waste and overflow. Colour of bathtub is white, fittings are chrome plated.	3.935,10
	21433000	Combisystem DeLuxe Whirlpool for two persons with 12 airjets and 8 waterjets. Preassembled unit with electronic control Poolmaster, Flexaplus waste and overflow. Colour of bathtub is white, fittings are chrome plated.	4.711,30

WN Bathtub LT Air system WS Water system KI Combi

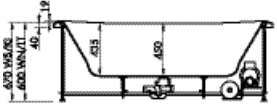
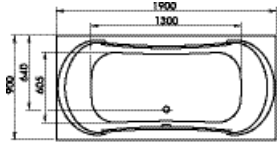
Non standard versions	System variations	Code no./text	Preis
	Bathtub (Cradle, waste)	21352000 WN	1.347,60
	Air system (Bathtub with 12 airjets, control unit Mini Poolmaster)	21352000 LT	2.796,60
	Water system (Bathtub with 8 waterjets, control unit Mini Poolmaster)	21352000 WS	3.624,60
	Combi system Comfort (Bathtub with 12 airjets, 8 waterjets, control unit Mini Poolmaster)	21352000 KI Comfort	3.935,10
	Combi system DeLuxe (Bathtub with 12 airjets, 8 waterjets, control unit Poolmaster)	21352000 KI DeLuxe	4.711,30
	Bath Filler/Waste/Overflow Waste and overflow Bath filler/waste/overflow	Flexaplus Exafill	no surcharge 124,20
	Colour of bathtub white pergamon	Bathtub white Bathtub pergamon	no surcharge no surcharge
	Colour of fitting chrome satin chrome satinox	chrome satin chrome satinox	no surcharge 177,00 295,00

all measures in mm!

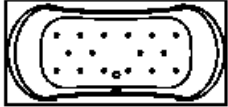
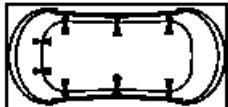


<i>Option</i>	<i>Fittings</i>	<i>Text</i>	<i>Price</i>
Option Luxus only in combination with Combi system Deluxe	Heating system 1,5 KW Superwhirl	Heating system/Superwhirl	1.293,80
Position of grab bar			Price per grab bar
	front left	Grab bar 1	136,60
	front right	Grab bar 2	136,60
	back left	Grab bar 3	136,60
	back right	Grab bar 4	136,60
Colour of grab bar			Surcharge per grab bar
	chrome	„Grab bar no.“ chrome	no surcharge
	satin chrome	„Grab bar no.“ satin chr.	56,90
	satinox	„Grab bar no.“ satinox	95,20
Thermostatic mixer, rim mounted, preassembled (only with Exafill)			Colour Price
	Alleghro	Alleghro chrome	chrome 1.142,60
		Alleghro satin chrome	satin chrome 1.222,30
		Alleghro chrome/gold	chrome/gold 1.310,30
	Carlton	Carlton chrome	chrome 1.491,40
		Carlton chrome/gold	chrome/gold 1.577,30
		Carlton satinox	satinox 1.764,70
	Starck	Starck chrome	chrome 1.232,70
		Starck satinox	satinox 1.427,30
	Terrano (cross handle)	Terrano chrome	chrome 1.527,70
		Terrano satinox	satinox 1.811,30
	Uno (zero handle)	Uno chrome	chrome 1.416,90
		Uno satinox	satinox 1.667,40
	Citterio (cross handle)	Citterio chrome	chrome 1.491,40
Position of head rest (for positions see picture above)			Price per head rest
	left	Head rest A	263,90
	right	Head rest B	263,90
Colour of head rest			Surcharge per head rest
	chrome	„Head rest no.“ chrome	no surcharge
	satin chrome	„Head rest no.“ satin chr.	56,90
	satinox	„Head rest no.“ satinox	95,20
Underwater spot light only in combination with air-/water- /Combi system	chrome	Spot chrome	538,20
	satin chrome	Spot satin chrome	595,10
	satinox	Spot satinox	633,40
Polish set for acrylic surfaces	consisting of: emery paper, polish, rag and sponge	21800000	31,10

Pharo® Whirlpool Imandra 355

- Remarks**
- Bathtub made from acrylic, reinforced on the back
 - Steel bath cradle with height-adjustable feet
 - The system variations come with Flexaplus waste and overflow
 - Preselected colour of system variation is the main colour; all other components must correspond to this finish.
 - For plinths see page 202

Standard versions	Code No.	Components	Price
	21434000	Combisystem Comfort Whirlpool for two persons with 16 airjets and 8 waterjets. Preassembled unit with electronic control Mini Poolmaster, Flexaplus waste and overflow. Colour of bathtub is white, fittings are chrome plated.	4.185,50
	21435000	Combisystem DeLuxe Whirlpool for two persons with 16 airjets and 8 waterjets. Preassembled unit with electronic control Poolmaster, Flexaplus waste and overflow. Colour of bathtub is white, fittings are chrome plated.	4.961,80

WN Bathtub LT Air system WS Water system KI Combi

Non standard versions	System variations	Code no./text	Price
	Bathtub (Cradle, waste)	21357000 WN	1.598,00
	Air system (Bathtub with 16 airjets, control unit Mini Poolmaster)	21357000 LT	3.047,00
	Water system (Bathtub with 8 waterjets, control unit Mini Poolmaster)	21357000 WS	3.875,00
	Combi system Comfort (Bathtub with 16 airjets, 8 waterjets, control unit Mini Poolmaster)	21357000 KI Comfort	4.185,50
	Combi system DeLuxe (Bathtub with 16 airjets, 8 waterjets, control unit Poolmaster)	21357000 KI DeLuxe	4.961,80
	Bath Filler/Waste/Overflow Waste and overflow Bath filler/waste/overflow	Flexaplus Exafill	no surcharge 124,20
	Colour of bathtub white pergamon	Bathtub white Bathtub pergamon	no surcharge no surcharge
	Colour of fitting chrome satin chrome satinox	chrome satin chrome satinox	no surcharge 177,00 295,00

all measures in mm!

<i>Option</i>	<i>Fittings</i>	<i>Text</i>	<i>Price</i>
Option Luxus only in combination with Combi system Deluxe	Heating system 1,5 KW Superwhirl	Heating system/Superwhirl	1.293,80
Position of grab bar			Price per grab bar
	front left	Grab bar 1	136,60
	front right	Grab bar 2	136,60
	back left	Grab bar 3	136,60
	back right	Grab bar 4	136,60
	Surcharge per grab bar		
Colour of grab bar	chrome satin chrome satinox	„Grab bar no.“ chrome „Grab bar no.“ satin chr. „Grab bar no.“ satinox	no surcharge 56,90 95,20
Thermostatic mixer, rim mounted, preassembled (only with Exafill)		Colour	Price
Allegroh	Allegroh chrome Allegroh satin chrome Allegroh chrome/gold	chrome	1.142,60
		satin chrome	1.222,30
Carlton	Carlton chrome Carlton chrome/gold Carlton satinox	chrome/gold	1.310,30
		chrome	1.491,40
Starck	Starck chrome Starck satinox	chrome/gold	1.577,30
		satinox	1.764,70
Terrano (cross handle)	Terrano chrome Terrano satinox	chrome	1.232,70
		satinox	1.427,30
Uno (zero handle)	Uno chrome Uno satinox	chrome	1.527,70
		satinox	1.811,30
Citterio (cross handle)	Citterio chrome	chrome	1.416,90
		chrome	1.667,40
Citterio (cross handle)	Citterio chrome	satinox	1.667,40
		chrome	1.491,40
Position of head rest (for positions see picture above)			Price per head rest
	left	Head rest A	263,90
	right	Head rest B	263,90
Surcharge per head rest			
Colour of head rest	chrome satin chrome satinox	„Head rest no.“ chrome „Head rest no.“ satin chr. „Head rest no.“ satinox	no surcharge 56,90 95,20
Underwater spot light only in combination with air-/water- /Combi system	chrome satin chrome satinox	Spot chrome Spot satin chrome Spot satinox	538,20 595,10 633,40
Polish set for acrylic surfaces	consisting of: emery paper, polish, rag and sponge	21800000	31,10

Pharo® Whirlpool Ladoga 360

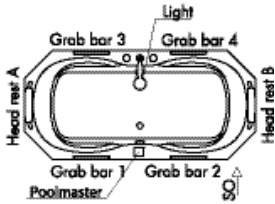
- Remarks**
- Bathtub made from acrylic, reinforced on the back
 - Steel bath cradle with height-adjustable feet
 - The system variations come with Flexaplus waste and overflow
 - Preselected colour of system variation is the main colour; all other components must correspond to this finish.
 - For plinths see page 202

Standard versions	Code No.	Components	Price
	21436000	Combisystem Comfort Whirlpool for two persons with 16 airjets and 8 waterjets. Preassembled unit with electronic control Mini Poolmaster, Flexaplus waste and overflow. Colour of bathtub is white, fittings are chrome plated.	3.935,10
	21437000	Combisystem DeLuxe Whirlpool for two persons with 16 airjets and 8 waterjets. Preassembled unit with electronic control Poolmaster, Flexaplus waste and overflow. Colour of bathtub is white, fittings are chrome plated.	4.711,30

WN Bathtub LT Air system WS Water system KI Combi

Non standard versions	System variations	Code no./text	Price
	Bathtub (Cradle, waste)	21362000 WN	1.347,60
	Air system (Bathtub with 16 airjets, control unit Mini Poolmaster)	21362000 LT	2.796,60
	Water system (Bathtub with 8 waterjets, control unit Mini Poolmaster)	21362000 WS	3.624,60
	Combi system Comfort (Bathtub with 16 airjets, 8 waterjets, control unit Mini Poolmaster)	21362000 KI Comfort	3.935,10
	Combi system DeLuxe (Bathtub with 16 airjets, 8 waterjets, control unit Poolmaster)	21362000 KI DeLuxe	4.711,30
	Bath Filler/Waste/Overflow Waste and overflow Bath filler/waste/overflow	Flexaplus Exafill	no surcharge 124,20
	Colour of bathtub white pergamon	Bathtub white Bathtub pergamon	no surcharge no surcharge
	Colour of fitting chrome satin chrome satinox	chrome satin chrome satinox	no surcharge 177,00 295,00

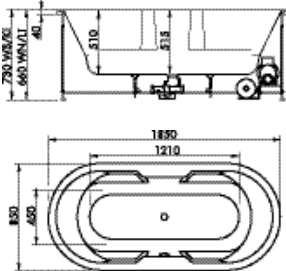
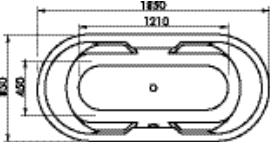
all measures in mm!

<i>Option</i>	<i>Fittings</i>	<i>Text</i>	<i>Price</i>
Option Luxus only in combination with Combi system Deluxe	Heating system 1,5 KW Superwhirl	Heating system/Superwhirl	1.293,80
Position of grab bar			Price per grab bar
	front left	Grab bar 1	136,60
	front right	Grab bar 2	136,60
	back left	Grab bar 3	136,60
	back right	Grab bar 4	136,60
Colour of grab bar	chrome satin chrome satinox	„Grab bar no.“ chrome „Grab bar no.“ satin chr. „Grab bar no.“ satinox	no surcharge 56,90 95,20
Thermostatic mixer, rim mounted, preassembled (only with Exafill)		Colour	Price
Allegroh	Allegroh chrome Allegroh satin chrome Allegroh chrome/gold	chrome satin chrome chrome/gold	1.142,60 1.222,30 1.310,30
Carlton	Carlton chrome Carlton chrome/gold Carlton satinox	chrome chrome/gold satinox	1.491,40 1.577,30 1.764,70
Starck	Starck chrome Starck satinox	chrome satinox	1.232,70 1.427,30
Terrano (cross handle)	Terrano chrome Terrano satinox	chrome satinox	1.527,70 1.811,30
Uno (zero handle)	Uno chrome Uno satinox	chrome satinox	1.416,90 1.667,40
Citterio (cross handle)	Citterio chrome	chrome	1.491,40
Position of head rest (for positions see picture above)			Price per head rest
	left	Head rest A	263,90
	right	Head rest B	263,90
			Surcharge per head rest
Colour of head rest	chrome satin chrome satinox	„Head rest no.“ chrome „Head rest no.“ satin chr. „Head rest no.“ satinox	no surcharge 56,90 95,20
Underwater spot light only in combination with air-/water-/Combi system	chrome satin chrome satinox	Spot chrome Spot satin chrome Spot satinox	538,20 595,10 633,40
Polish set for acrylic surfaces	consisting of: emery paper, polish, rag and sponge	21800000	31,10

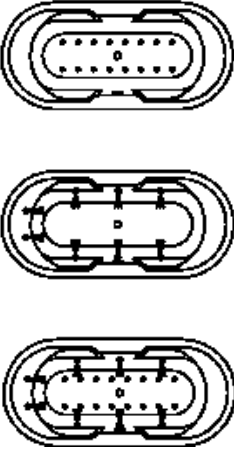
Pharo® Whirlpool Malawi 370

Remarks

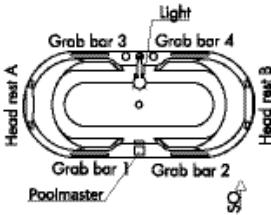
- Bathub made from acrylic, reinforced on the back
- Steel bath cradle with height-adjustable feet
- The system variations come with Flexaplus waste and overflow
- Preselected colour of system variation is the main colour; all other components must correspond to this finish.
- For plinths see page 202

Standard versions	Code No.	Components	Price
	21438000	Combisystem Comfort Whirlpool for two persons with 16 airjets and 8 waterjets. Preassembled unit with electronic control Mini Poolmaster, Flexaplus waste and overflow. Colour of bathub is white, fittings are chrome plated.	4.185,50
	21439000	Combisystem DeLuxe Whirlpool for two persons with 16 airjets and 8 waterjets. Preassembled unit with electronic control Poolmaster, Flexaplus waste and overflow. Colour of bathub is white, fittings are chrome plated.	4.961,80

WN Bathub LT Air system WS Water system KI Combi

Non standard versions	System variations	Code no./text	Price
	Bathub (Cradle, waste)	21372000 WN	1.598,00
	Air system (Bathub with 16 airjets, control unit Mini Poolmaster)	21372000 LT	3.047,00
	Water system (Bathub with 8 waterjets, control unit Mini Poolmaster)	21372000 WS	3.875,00
	Combi system Comfort (Bathub with 16 airjets, 8 waterjets, control unit Mini Poolmaster)	21372000 KI Comfort	4.185,50
	Combi system DeLuxe (Bathub with 16 airjets, 8 waterjets, control unit Poolmaster)	21372000 KI DeLuxe	4.961,80
	Bath Filler/Waste/Overflow Waste and overflow Bath filler/waste/overflow	Flexaplus Exafill	no surcharge 124,20
	Colour of bathub white pergamon	Bathub white Bathub pergamon	no surcharge no surcharge
Colour of fitting chrome satin chrome satinox	chrome satin chrome satinox	no surcharge 177,00 295,00	

all measures in mm!

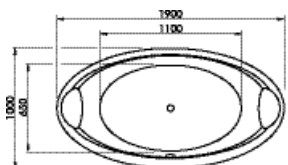
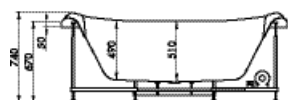
<i>Option</i>	<i>Fittings</i>	<i>Text</i>	<i>Price</i>
Option Luxus only in combination with Combi system Deluxe	Heating system 1,5 KW Superwhirl	Heating system/Superwhirl	1.293,80
Position of grab bar			Price per grab bar
	front left	Grab bar 1	136,60
	front right	Grab bar 2	136,60
	back left	Grab bar 3	136,60
	back right	Grab bar 4	136,60
	Surcharge per grab bar		
Colour of grab bar	chrome satin chrome satinox	„Grab bar no.“ chrome „Grab bar no.“ satin chr. „Grab bar no.“ satinox	no surcharge 56,90 95,20
Thermostatic mixer, rim mounted, preassembled (only with Exafill)		Colour	Price
Allegroh	Allegroh chrome Allegroh satin chrome Allegroh chrome/gold	chrome satin chrome chrome/gold	1.142,60 1.222,30 1.310,30
Carlton	Carlton chrome Carlton chrome/gold Carlton satinox	chrome chrome/gold satinox	1.491,40 1.577,30 1.764,70
Starck	Starck chrome Starck satinox	chrome satinox	1.232,70 1.427,30
Terrano (cross handle)	Terrano chrome Terrano satinox	chrome satinox	1.527,70 1.811,30
Uno (zero handle)	Uno chrome Uno satinox	chrome satinox	1.416,90 1.667,40
Citterio (cross handle)	Citterio chrome	chrome	1.491,40
Position of head rest (for positions see picture above)			Price per head rest
	left	Head rest A	263,90
	right	Head rest B	263,90
Surcharge per head rest			
Colour of head rest	chrome satin chrome satinox	„Head rest no.“ chrome „Head rest no.“ satin chr. „Head rest no.“ satinox	no surcharge 56,90 95,20
Underwater spot light only in combination with air-/water-/Combi system	chrome satin chrome satinox	Spot chrome Spot satin chrome Spot satinox	538,20 595,10 633,40
Polish set for acrylic surfaces	consisting of: emery paper, polish, rag and sponge	21800000	31,10

Pharo® Whirlpool 375

Remarks

- Bathub made from acrylic, reinforced on the back
- Steel bath cradle with height-adjustable feet
- The system variations come with Flexaplus waste and overflow
- Preselected colour of system variation is the main colour; all other components must correspond to this finish.
- For plinths see page 202

Standard versions



Code No.

Components

Price

21440000

Combisystem Comfort
Whirlpool for two persons with 16 airjets and 8 waterjets. Preassembled unit with electronic control Mini Poolmaster, Flexaplus waste and overflow.
Colour of bathub is white, fittings are chrome plated.

4.864,50

21441000

Combisystem DeLuxe
Whirlpool for two persons with 16 airjets and 8 waterjets. Preassembled unit with electronic control Poolmaster, Flexaplus waste and overflow.
Colour of bathub is white, fittings are chrome plated.

5.640,80

Non standard versions

System variations

Code no./text

Price

Bathtub

(Cradle, waste)

21375000 WN

2.277,00

Air system

(Bathub with 16 airjets, control unit Mini Poolmaster)

21375000 LT

3.726,00

Water system

(Bathub with 8 waterjets, control unit Mini Poolmaster)

21375000 WS

4.554,00



Combi system Comfort

(Bathub with 16 airjets, 8 waterjets, control unit Mini Poolmaster)

21375000 KI Comfort

4.864,50

Combi system DeLuxe

(Bathub with 16 airjets, 8 waterjets, control unit Poolmaster)

21375000 KI DeLuxe

5.640,80

Bath Filler/Waste/Overflow

Waste and overflow
Bath filler/waste/overflow

Flexaplus
Exafill

no surcharge
124,20

Colour of bathub

white
pergamon

Bathtub white
Bathtub pergamon

no surcharge
no surcharge

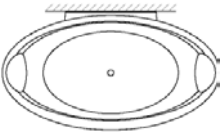
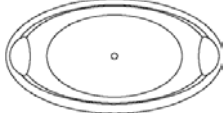
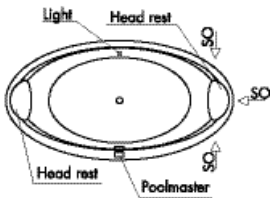
Colour of fitting

chrome
satin chrome
satinox

chrome
satin chrome
satinox

no surcharge
177,00
295,00

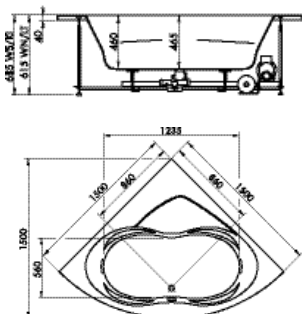
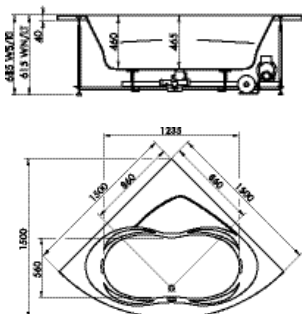
all measures in mm!

	<i>Components</i>	<i>Text</i>	<i>Price</i>
 <p data-bbox="215 470 327 492">Wall version</p>	<p data-bbox="478 380 558 414">Plinth</p> <p data-bbox="478 414 662 436">Plinth wall version</p> <p data-bbox="478 436 734 470">Plinth freestanding version</p>	<p data-bbox="813 403 1005 436">Plinth wall version</p> <p data-bbox="813 436 1085 470">Plinth freestanding version</p>	<p data-bbox="1372 403 1484 436">724,50</p> <p data-bbox="1372 436 1484 470">724,50</p>
 <p data-bbox="207 627 367 660">Freestanding version</p>	<p data-bbox="478 515 766 548">Underwater spot light</p> <p data-bbox="478 548 782 582">air-/water-/combisystem only</p>	<p data-bbox="813 571 941 604">Spot chrom</p>	<p data-bbox="1372 571 1484 604">538,20</p>
	<p data-bbox="478 627 742 660">Polish set for acrylic surfaces consisting of:</p> <p data-bbox="478 660 782 750">emery paper, polish, rag and sponge</p>	<p data-bbox="813 683 949 716">21800000</p>	<p data-bbox="1388 683 1484 716">31,10</p>

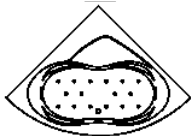
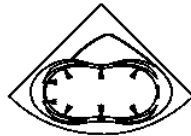
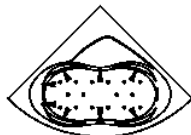

Pharo® Whirlpool Almonte 380

Remarks

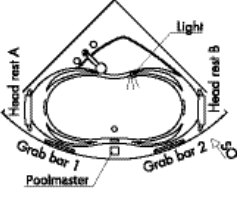
- Bathtub made from acrylic, reinforced on the back
- Steel bath cradle with height-adjustable feet
- The system variations come with Flexaplus waste and overflow
- Preselected colour of system variation is the main colour; all other components must correspond to this finish.
- For plinths see page 202

Standard versions	Code No.	Components	Price
	21442000	Combisystem Comfort Whirlpool for two persons with 16 airjets and 8 waterjets. Preassembled unit with electronic control Mini Poolmaster, Flexaplus waste and overflow. Colour of bathtub is white, fittings are chrome plated.	3.935,10
	21443000	Combisystem DeLuxe Whirlpool for two persons with 16 airjets and 8 waterjets. Preassembled unit with electronic control Poolmaster, Flexaplus waste and overflow. Colour of bathtub is white, fittings are chrome plated.	4.711,30

WN Bathtub LT Air system WS Water system KI Combi

Non standard versions	System variations	Code no./text	Price
	Bathtub (Cradle, waste)	21382000 WN	1.347,60
	Air system (Bathtub with 16 airjets, control unit Mini Poolmaster)	21382000 LT	2.796,60
	Water system (Bathtub with 8 waterjets, control unit Mini Poolmaster)	21382000 WS	3.624,60
	Combi system Comfort (Bathtub with 16 airjets, 8 waterjets, control unit Mini Poolmaster)	21382000 KI Comfort	3.935,10
	Combi system DeLuxe (Bathtub with 16 airjets, 8 waterjets, control unit Poolmaster)	21382000 KI DeLuxe	4.711,30
	Bath Filler/Waste/Overflow Waste and overflow Bath filler/waste/overflow	Flexaplus Exafill	no surcharge 124,20
	Colour of bathtub white pergamon	Bathtub white Bathtub pergamon	no surcharge no surcharge
	Colour of fitting chrome satin chrome satinox	chrome satin chrome satinox	no surcharge 177,00 295,00

all measures in mm!

Option	Fittings	Text	Price
Option Luxus only in combination with Combi system Deluxe	Heating system 1,5 KW Superwhirl	Heating system/Superwhirl	1.293,80
Position of grab bar			Price per grab bar
	front left	Grab bar 1	136,60
	front right	Grab bar 2	136,60
Colour of grab bar			Surcharge per grab bar
	chrome	„Grab bar no.“ chrome	no surcharge
	satin chrome	„Grab bar no.“ satin chr.	56,90
	satinox	„Grab bar no.“ satinox	95,20
Thermostatic mixer, rim mounted, preassembled (only with Exafill)			Colour Price
	Allegroh	Allegroh chrome	chrome 1.142,60
		Allegroh satin chrome	satin chrome 1.222,30
		Allegroh chrome/gold	chrome/gold 1.310,30
	Carlton	Carlton chrome	chrome 1.491,40
		Carlton chrome/gold	chrome/gold 1.577,30
		Carlton satinox	satinox 1.764,70
	Starck	Starck chrome	chrome 1.232,70
		Starck satinox	satinox 1.427,30
	Terrano (cross handle)	Terrano chrome	chrome 1.527,70
		Terrano satinox	satinox 1.811,30
	Uno (zero handle)	Uno chrome	chrome 1.416,90
		Uno satinox	satinox 1.667,40
	Citterio (cross handle)	Citterio chrome	chrome 1.491,40
Position of head rest (for positions see picture above)			Price per head rest
	left	Head rest A	263,90
	right	Head rest B	263,90
Colour of head rest			Surcharge per head rest
	chrome	„Head rest no.“ chrome	no surcharge
	satin chrome	„Head rest no.“ satin chr.	56,90
	satinox	„Head rest no.“ satinox	95,20
Underwater spot light only in combination with air-/water-/Combi system	chrome	Spot chrome	538,20
	satin chrome	Spot satin chrome	595,10
	satinox	Spot satinox	633,40
Polish set for acrylic surfaces	consisting of: emery paper, polish, rag and sponge	21800000	31,10

Pharo® Whirlpool Manitoba 390

Remarks

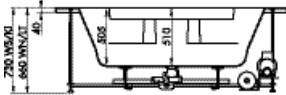
- Bathtub made from acrylic, reinforced on the back
- Steel bath cradle with height-adjustable feet
- The system variations come with Flexaplus waste and overflow
- Preselected colour of system variation is the main colour; all other components must correspond to this finish.
- For plinths see page 202

Standard versions

Code No.

Components

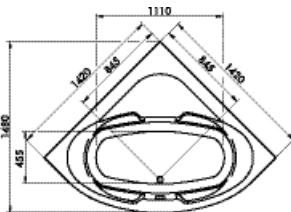
Price



21444000

Combisystem Comfort
Whirlpool for two persons with 16 airjets and 8 waterjets. Preassembled unit with electronic control Mini Poolmaster, Flexaplus waste and overflow.
Colour of bathtub is white, fittings are chrome plated.

4.185,50



21445000

Combisystem DeLuxe
Whirlpool for two persons with 16 airjets and 8 waterjets. Preassembled unit with electronic control Poolmaster, Flexaplus waste and overflow.
Colour of bathtub is white, fittings are chrome plated.

4.961,80

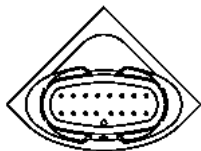
WN Bathtub LT Air system WS Water system KI Combi

Non standard versions

System variations

Code no./text

Price



Bathtub

(Cradle, waste)

21392000 WN

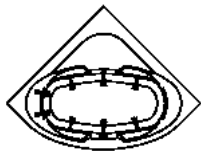
1.598,00

Air system

(Bathtub with 16 airjets, control unit Mini Poolmaster)

21392000 LT

3.047,00

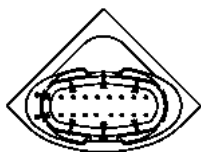


Water system

(Bathtub with 8 waterjets, control unit Mini Poolmaster)

21392000 WS

3.875,00



Combi system Comfort

(Bathtub with 16 airjets, 8 waterjets, control unit Mini Poolmaster)

21392000 KI Comfort

4.185,50

Combi system DeLuxe

(Bathtub with 16 airjets, 8 waterjets, control unit Poolmaster)

21392000 KI DeLuxe

4.961,80

Bath Filler/Waste/Overflow

Waste and overflow
Bath filler/waste/overflow

Flexaplus
Exafill

**no surcharge
124,20**

Colour of bathtub

white
pergamon

Bathtub white
Bathtub pergamon

**no surcharge
no surcharge**

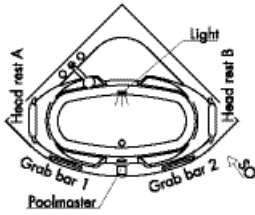
Colour of fitting

chrome
satin chrome
satinox

chrome
satin chrome
satinox

**no surcharge
177,00
295,00**

all measures in mm!

<i>Option</i>	<i>Fittings</i>	<i>Text</i>	<i>Price</i>
Option Luxus only in combination with Combi system Deluxe	Heating system 1,5 KW Superwhirl	Heating system/Superwhirl	1.293,80
Position of grab bar			Price per grab bar
	front left	Grab bar 1	136,60
	front right	Grab bar 2	136,60
Colour of grab bar			Surcharge per grab bar
chrome satin chrome satinox	chrome satin chrome satinox	„Grab bar no.“ chrome	no surcharge
		„Grab bar no.“ satin chr.	56,90
		„Grab bar no.“ satinox	95,20
Thermostatic mixer, rim mounted, preassembled (only with Exafill)			Colour Price
Allegroh	Allegroh chrome Allegroh satin chrome Allegroh chrome/gold	chrome	1.142,60
		satin chrome	1.222,30
Carlton	Carlton chrome Carlton chrome/gold Carlton satinox	chrome/gold	1.310,30
		chrome	1.491,40
Starck	Starck chrome Starck satinox	chrome/gold	1.577,30
		satinox	1.764,70
Terrano (cross handle)	Terrano chrome Terrano satinox	chrome	1.232,70
		satinox	1.427,30
Uno (zero handle)	Uno chrome Uno satinox	chrome	1.527,70
		satinox	1.811,30
Citterio (cross handle)	Citterio chrome	chrome	1.416,90
		chrome	1.667,40
chrome	Citterio chrome	satinox	1.667,40
		chrome	1.491,40
Position of head rest (for positions see picture above)			Price per head rest
left	Head rest A Head rest B	Head rest A	263,90
		Head rest B	263,90
Colour of head rest			Surcharge per head rest
chrome satin chrome satinox	chrome satin chrome satinox	„Head rest no.“ chrome	no surcharge
		„Head rest no.“ satin chr.	56,90
		„Head rest no.“ satinox	95,20
Underwater spot light only in combination with air-/water- /Combi system			
chrome satin chrome satinox	Spot chrome Spot satin chrome Spot satinox	Spot chrome	538,20
		Spot satin chrome	595,10
		Spot satinox	633,40
Polish set for acrylic surfaces consisting of: emery paper, polish, rag and sponge			21800000
			31,10

Example for Ordering Pharo® Whirlpool Series 300

Standard version:		Code no./Text	Price
Whirlpool Iseo 320			
1	Whirlpool Iseo 320 combi system Comfort		
	Code no.	21424000	3.935,10
	Option: plinth		
2	Code no.	21236000	1.684,90
	Price		5.620,00
3			

Non standard version:		Code no./Text	Price
Whirlpool Iseo 320			
1	System variation: Combi system DeLuxe with Poolmaster satinox		
	Code no.	21322000 KI DeLuxe	4.711,30
2	Bath Filler/Waste/Overflow: Exafill		
	Text	Exafill	124,20
3	Colour of bathtub: satinox		
	Text	Bathtub white	no surcharge
4	Colour of fitting: Blower right/pump left		
	Text	Satinox	295,00
5	Option 1: Grab bars front and back right hand		
	Text 1		231,80
	Text 2	Grab bar 2 satinox	231,80
		Grab bar 4 satinox	
6	Option 2: Thermostat rim moun- ted, Carlton, satinox		
	Text	Carlton satinox	1.764,70
7	Option 3: Luxus Heating system and Superwhirl		
	Text	Heating system/Superwhirl	1.293,80
	Price		8.652,60
8			

Checkliste and Order Form for non Standard Versions of Pharo® Whirlpools Series 300

R Required

O Optional

Copy this sheet and use it when dealing with your customer to specify the desired version of the whirlpool. This form can also be used to order the whirlpool. Simply fax the completed form to your Hansgrohe sales office. Only one order per copy.

Enquiry

Order

Customer _____

Street _____

Zip code/City _____

Agent _____

Date _____

Phone/Extension _____

Fax _____

<input type="checkbox"/> R Model	Colour/Finish	Condition/Explanation
---	---------------	-----------------------

<input type="checkbox"/> Series 300	_____	specify model
-------------------------------------	-------	---------------

R System variation

<input type="checkbox"/> Bathtub	_____	specify colour
----------------------------------	-------	----------------

<input type="checkbox"/> Air system	_____	specify colour
-------------------------------------	-------	----------------

<input type="checkbox"/> Water system	_____	specify colour
---------------------------------------	-------	----------------

<input type="checkbox"/> Combi system Comfort	_____	specify colour
---	-------	----------------

<input type="checkbox"/> Combi system DeLuxe	_____	specify colour
--	-------	----------------

R Bath filler/waste/overflow

<input type="checkbox"/> Waste/overflow Flexaplust		
--	--	--

<input type="checkbox"/> Filler/waste/overflow Exafill		
--	--	--

M Colour of bathtub

<input type="checkbox"/> Colour	_____	specify colour of bathtub
---------------------------------	-------	---------------------------

O Option

<input type="checkbox"/> Thermostatic mixer	_____	specify design and finish
---	-------	---------------------------

<input type="checkbox"/> Underwater spot light	_____	specify colour
--	-------	----------------

<input type="checkbox"/> Grab bar	_____	specify position and colour
-----------------------------------	-------	-----------------------------

<input type="checkbox"/> Head rest	_____	specify position and colour
------------------------------------	-------	-----------------------------

<input type="checkbox"/> Plinth	_____	Code no.
---------------------------------	-------	----------

<input type="checkbox"/> Luxus (Water heater, Superwhirl)	_____	Combi system DeLuxe only
--	-------	--------------------------

<input type="checkbox"/> Plinth (Wall mounted/free standing)	_____	only for Whirlpool 375
---	-------	------------------------

Customer/date: _____

Salesperson/date: _____

Installation Information for Pharo® Whirlpools Series 300

Door Width	<ul style="list-style-type: none">- Make sure to check the width of the door in the room in which you will be installing the Whirlpool. Series 300 Whirlpools may be up to 740 mm high.
Planning	<ul style="list-style-type: none">- During planning, please note that the pedestal height will depend on your own system version. The pedestal is 120 mm high for tub/air systems and 190 mm high for water/combination systems. This measurement is marked as "F" in the following drawings.
Requirements/Electrical Connection	<ul style="list-style-type: none">- Check the voltage (230 V), overcurrent protection (16 A), FI circuit breaker and ground wire- The electrical connection may only be installed by an electrician and must be protected in compliance with VDE 0100 using an FI circuit breaker (30 mA)- 3 x 1.5 mm² leads, 230 V, overcurrent protection 16 A
Requirements / Water Supply	<ul style="list-style-type: none">- Make sure that the water inlet lines are flushed in compliance with DIN standards- The DN15 water inlet line should always be close to the service panel- Standards issued by the German Technical and Scientific Association for Gas and Water (DVGW) stipulate that there must be a vacuum breaker 150 mm above the tub rim whenever a tub-rim-mounted thermostatic mixer is installed in the connection line to the Exafill.
Service Panel	<ul style="list-style-type: none">- There must be service panels at least 600 x 400 mm in size (depends on model) installed near the motor and blower. These panels should be installed so that you can access and replace parts such as the blower, pump, valves, terminal box and other connections at any time. Removable sidewalls are ideal for this purpose (Pharo bath-paneling system, for example)
Air Register (not included)	<ul style="list-style-type: none">- You must install an air register (150 cm²)- The air register must be installed in the whirlpool paneling. It can be positioned wherever desired, such as in an adjoining room- We recommend sound-insulating the air register.
Option: Bath-Paneling Systems for Pharo Whirlpools	<ul style="list-style-type: none">- The ideal solution for any whirlpool tub is a whirlpool-paneling system with a recess (air gap).- The German Safety Standards Authority (TÜV) stipulates that there must be a safety gap of 2 cm in the recess of the whirlpool paneling under the whirlpool's generating sets so that, in the event of water damage under the tub, you can see whether the water has drained off.- Useful information for tilers:- Jointing options: make sure that tiles are set at least 5 mm apart.- Use fast-drying tile adhesive.- You must leave a gap above the rim of the tub and fill this gap in with non-corrosive DIN 18545-E silicone.

Poolmaster



- ① Poolmaster
- ② Illuminated LC Display
- ③ Selection keys
- ④ Navigation keys
- ⑤ On/off


Features:

- Control unit for Combi system Deluxe
- Watertight, floating remote control with preassembled docking- and charging station
- easy and simple navigation

Whirl functions:

- Airsystem on/off; more intense/reduced; interval timer
- Water system on/off; more intense/reduced; hydro pulsation
- Programable Whirl sequences
- Control of all options

Mini Poolmaster



- ① Mini Poolmaster
- ② Hydropulsation/interval function
- ③ Water-/airsystem more intense
- ④ Watersystem on/off
- ⑤ Airsystem on/off
- ⑥ Light on/off (Option)
- ⑦ Water-/airsystem reduced

Features:

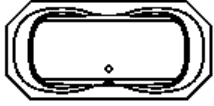
- Control unit for air-/water-/and Combi system Comfort.
- Flat control pad fixed to the bath rim
- Lit up key indicates active whirl-funktion

Whirlfunktionen:

- Airsystem on/off; more intense/reduced; interval function
- Watersystem on/off; more intense/reduced; Hydropulsation
- Light control

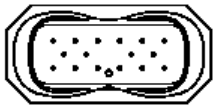
System Variations Pharo® Whirlpools Series 300

Bathtub



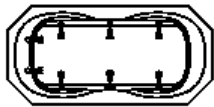
- Bathtub made from acrylic, reinforced on the back
- Steel bath cradle with height-adjustable feet
- Flexaplas waste and overflow

Air System



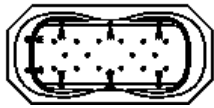
- Whirlpool control unit Mini Poolmaster
- Flat air jets mounted to the bathtub floor
- System output can be steplessly adjusted with PoolControl

Water System



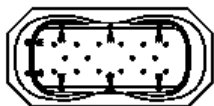
- Whirlpool control unit Mini Poolmaster
- Directionally adjustable water jets installed in the inside of the tub and in the backrest
- Steplessly controlable pump

Combi System Comfort



- Whirlpool control unit Mini Poolmaster
- Flat air jets mounted to the bathtub floor
- Directionally adjustable water jets installed in the inside of the tub and in the backrest
- Steplessly controlable pump
- The air and water systems can be used simultaneously or separately

Combi System DeLuxe



- Whirlpool control unit Poolmaster (watertight remote control)
- flat air jets mounted to the bathtub floor
- Directionally adjustable water jets installed in the inside of the tub and in the backrest
- Steplessly controlable blower and pump
- The air and water systems can be used simultaneously or separately
- **Hydrosectional regulation:**
Adjust the strength of back/feet jets and side mounted water jets individually.
- **Options Whirlpools Serie 300:**
Optional water heating system guarantees the same water temperature at all times
- Separate valve (AirControl/MultiAirControl) to steplessly adjust water-jet strength by adding additional air

Water Heating System

- Optional water heating system keeps the temperature the same all the time
- Capacity for all models 1,5 KW
- Almeda 780 and Magadi 790: 3 KW

Serie 300

- Option for Combi System DeLuxe
-

Superwhirl

- Separate valve (AirControl/MultiAirControl) to steplessly adjust water-jet strength by adding additional air

Serie 300

- Option for Combi System DeLuxe
-

Exafill



- Exafill bath filler with waste and overflow
- (requires separate mixer; order separately)

Serie 300

- Option for all system variations
-

Fully Pre-Assembled Rim-Mounted Thermostatic Mixer

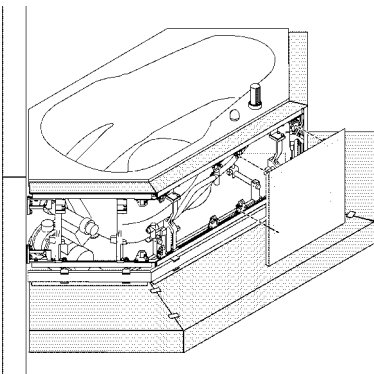


- Consists of the concealed items (Secuflex/shut-off and diverter base body/thermostat base body) and the finished items (thermostatic mixer/shut-off and diverter valve/hand shower)
- Vacuum breaker (not included) must be installed 150 mm above the rim of the tub
- Our thermostatic mixer comes pre-mounted on the tub rim to allow our tubs to be easily and simply filled with the Exafill (comes standard). Rinse off after a bath with the integral hand shower; the hand shower can also be used to rinse the tub
- Hansgrohe's wide selection of AXOR fittings lines allows you to create a harmonious bathroom design that fits in with the rest of your furnishings

Serie 300

- Option for all system variations
-

Bath-paneling systems



- Each tub can be outfitted with any of a number of ready-to-install bath-paneling systems to suit any type of installation
- Paneling systems can also be custom-made upon request
- The paneling systems make the tubs easy to install and service because the paneling elements can be removed individually
- Service panels and air registers come pre-integrated in the paneling system
- Paneling systems provide an ideal foundation for additional improvements such as tiling

Serie 300

- Option for all system variations
-

Options for Pharo® Whirlpools Series 300

Grab bars



- Extra support when getting in and out
- Position and number of grab bars depends on the tub model
- Grab bars are pre-mounted at defined places on the tub rim

Series 300

- Optional on all system versions
-

Headrest



- Comfortably cushioned neckrest/headrest
- Supporting bar acts as an attractive design element
- Position and number of rest(s) depends on tub model
- Headrest is pre-mounted at a defined place on the tub rim

Series 300

- Optional on all system versions
-

Lighting



- The fascinating interplay of light and water makes for a bathing experience that can't be beat
- Water sensor automatically turns halogen light (12V/20W) on and off

Series 300

- Optional on all system versions
-

Acrylic Polishing Set

- The acrylic polishing set is used to eliminate small scratches on the acrylic surface. The polishing set is easy enough for customers to use on their own at home.
- The acrylic polishing set contains emery paper, polishing paste, a polishing cloth and a cleaning sponge.

Series 300

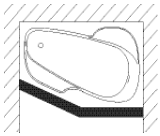
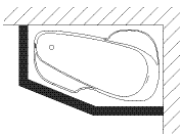
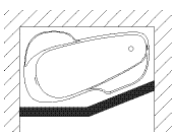
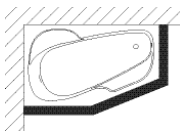
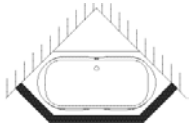
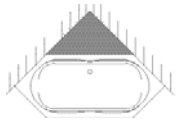

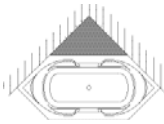



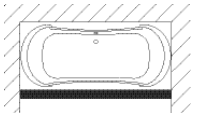
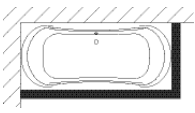
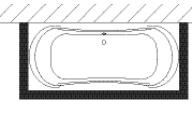
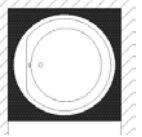


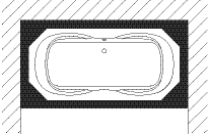
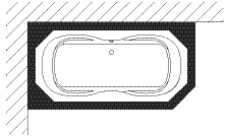
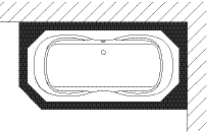
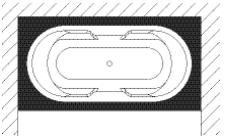
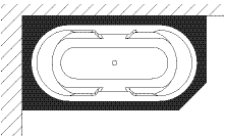
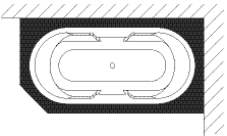
- Optional on all system versions
-

Trimmings for Pharo® Whirlpools Series 300

● Standard ○ Option ● Option Air System ● Option Water System ● Option Combi System - not available

	Moneva 300 left version	Moneva 300 right version	Isea 320	Victoria 325	Teslin 330	Lugano 340	Imandra 350	Imandra 355	Ladoga 360	Malawi 370	375	Almonte 380	Manitoba 390
Standard seat	●	●	●	●	●	●	●	●	●	●	●	●	●
Room for:													
one person	●	●	●		●								
two persons				●		●	●	●	●	●	●	●	●
Shape of bathtub													
rectangle (room saver)	●	●	-	-	-	-	-	-	-	-	-	-	-
rectangle	-	-	-	-	-	-	●	●	-	-	-	-	-
hexagone	-	-	●	●	-	-	-	-	-	-	-	-	-
octagone	-	-	-	-	-	-	-	-	●	-	-	-	-
oval	-	-	-	-	-	-	-	-	-	●	●	-	-
corner	-	-	-	-	●	-	-	-	-	-	-	●	●
round	-	-	-	-	-	●	-	-	-	-	-	-	-
Water volume (liters/person 70 Kg)													
1 person	166	166	177	200	204	400	186	227	234	260	221	214	250
2 persons				130		328	116	157	164	190	151	144	180
Bathtub without system inclusive cradle and waste	●	●	●	●	●	●	●	●	●	●	●	●	●
Air system													
Number of airjets	12	12	12	16	12	18	12	16	16	16	16	16	16
Blower	●	●	●	●	●	●	●	●	●	●	●	●	●
Water system													
Number of waterjets	8	8	8	8	8	8	8	8	8	8	8	8	8
Combi system													
Number of airjets	14	14	14	16	14	14	12	16	16	16	16	16	16
Number of waterjets	8	8	6	8	6	8	8	8	8	8	8	8	8
Control unit for Whirlpools													
Mini Poolmaster (all systems)	●	●	●	●	●	●	●	●	●	●	●	●	●
Poolmaster (Combisystem Deluxe)	●	●	●	●	●	●	●	●	●	●	●	●	●
Functions Mini Poolmaster (fixed to tub)													
Intervall (air-/combi system)	●	●	●	●	●	●	●	●	●	●	●	●	●
Hydropuls (water-/combi system)	●	●	●	●	●	●	●	●	●	●	●	●	●
Light on/off	○	○	○	○	○	○	○	○	○	○	○	○	○
Functions Poolmaster (remote control)													
preset Whirlprogramms	●	●	●	●	●	●	●	●	●	●	●	●	●
Programable Whirlprogramms	●	●	●	●	●	●	●	●	●	●	●	●	●
Intervall (air-/combi system)	●	●	●	●	●	●	●	●	●	●	●	●	●
Hydropuls (water-/combi system)	●	●	●	●	●	●	●	●	●	●	●	●	●
Light on/off	○	○	○	○	○	○	○	○	○	○	○	○	○
Waterheater on/off	○	○	○	○	○	○	○	○	○	○	○	○	○
Superwhirl on/off	○	○	○	○	○	○	○	○	○	○	○	○	○
Flexapuls waste and overflow	●	●	●	●	●	●	●	●	●	●	●	●	●
Exafill bath filler/waste/overflow (order fitting sepatately)	○	○	○	○	○	○	○	○	○	○	○	○	○
Optionen													
Waterheater/Superwhirl	○	○	○	○	○	○	○	○	○	○	-	○	○
Thermostatic mixer	○	○	○	○	○	○	○	○	○	○	-	○	○
Light (for air/water/combi system)	○	○	○	○	○	○	○	○	○	○	○	○	○
Grab bar	○	○	○	○	○	○	○	○	○	○	-	○	○
Head rest	○	○	○	○	○	○	○	○	○	○	●	○	○
Plinths	○	○	○	○	○	○	○	○	○	○	○	○	○
min. installation depth (cm from lower end of rim)													
Bathtub/air system	59	59	59	60	58	55	59	55	59	60	62	56	60
Water-/combi system	66	66	66	67	65	62	66	62	66	67	62	63	67

Code No. of Plinths for Pharo® Whirlpools Series 300

				
Moneva 300 L/R	Code no. 21240000 Price 1.108,50	21241000 1.532,80	21242000 1.108,50	21243000 1.532,80
				
Iseo 320	Code no. 21236000 Price 1.684,90	21237000 315,70		Additional shelf 21239000 315,70
Victoria 325	Code no. Price		21238000 1.684,90	21239000 315,70
				
Teslin 330	Code no. Price	21244000 1.684,90		
Almonte 380	Code no. Price		21246000 1.734,60	
Manitoba 390	Code no. Price			21245000 1.734,60
				
Imandra 350	Code no. Price	21261000 1.084,20	21262000 1.440,00	21263000 1.858,00
Imandra 355	Code no. Price	21264000 1.084,20	21265000 1.440,00	21266000 1.858,00
				
Lugano 340	Code no. Price	21255000 1.892,90	21256000 2.759,60	21257000 3.373,00
				
Ladoga 360	Code no. Price	21247000 1.576,20	21248000 2.357,40	21249000 2.357,40
				
Malawi 370	Code no. Price	21251000 1.576,20	21252000 2.357,40	21253000 2.357,40
				21254000 2.918,00

Product Range of Pharo® Whirlpools Series 700

Pharo® Whirlpool Monola 700 L



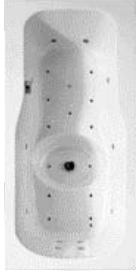
1600x900/600

Pharo® Whirlpool Monola 700 R



1600x900/600

Pharo® Whirlpool Kalona 710



1700x750

Pharo® Whirlpool Iseda 720



1910x890

Pharo® Whirlpool Solero 740



1850x900

Pharo® Whirlpool Imaza 750



1800x800

Pharo® Whirlpool Ladiva 760



1900x900

Pharo® Whirlpool Pareva 770



1900x1000

Pharo® Whirlpool Almeda 780



1500x1500

Pharo® Whirlpool Magadi 790



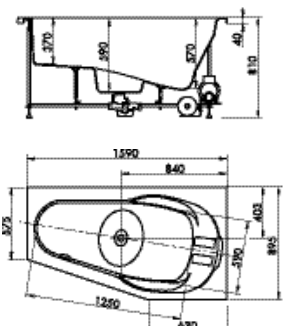
1720x1720

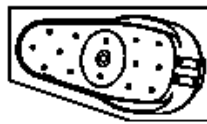



Index Pharo® Whirlpools Series 700

	Page
Whirlpools Series 700: Code No. and Prices	Pharo Whirlpool Monola 700, Left Version 206
	Pharo Whirlpool Monola 700, Right Version 208
	Pharo Whirlpool Kalona 710 210
	Pharo Whirlpool Iseda 720 212
	Pharo Whirlpool Solero 740 214
	Pharo Whirlpool Imaza 750 216
	Pharo Whirlpool Ladiva 760 218
	Pharo Whirlpool Pareva 770 220
	Pharo Whirlpool Almeda 780 222
	Pharo Whirlpool Magadi 790 224
	Example for Ordering Pharo Whirlpools Series 700 226
	Order form for Whirlpool Series 700 227
	Installation information for Pharo Whirlpools Series 700 228
	Operating instructions for Pharo Whirlpools Series 700 229
	System Variations for Pharo Whirlpools Series 700 230
	Options for Pharo Whirlpools Series 700 231
	Trimming for Pharo Whirlpools Series 700 233
	Plinths for Pharo Whirlpools Series 700 234

Pharo® Whirlpool Monola 700, Left Version

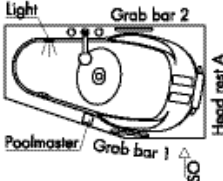
- Remarks**
- Bath tub made from acrylic, reinforced on the back
 - Steel bath cradle with height-adjustable feet
 - The system variations come with Flexaplus waste and overflow
 - Preselected colour of system variation is the main colour; all other components must correspond to this finish.
 - For plinths see page 234

Standard versions	Code No.	Components	Price
	21400000	Combisystem Comfort Whirlpool for one person with 14 airjets and 12 waterjets. Preassembled unit with electronic control Mini Poolmaster, Flexaplus waste and overflow. Colour of bathtub is white, fittings are chrome plated.	5.905,70
	21401000	Combisystem DeLuxe Whirlpool for one person with 14 airjets and 12 waterjets. Preassembled unit with electronic control Poolmaster, Flexaplus waste and overflow; hydrosectional regulation. Colour of bathtub is white, fittings are chrome plated.	6.682,00

Non standard versions	System variations	Code no./text	Price
	Bathtub (Cradle, waste)	21702000 L-WN	1.455,20
	Air system (Bathtub with 14 airjets, control unit Mini Poolmaster)	21702000 L-LT	3.111,20
	Water system (Bathtub with 12 waterjets, control unit Mini Poolmaster)	21702000 L-WS	5.388,20
	Combi system Comfort (Bathtub with 14 airjets, 12 waterjets, control unit Mini Poolmaster)	21702000 L-KI Comfort	5.905,70
	Combi system DeLuxe (Bathtub with 14 airjets, 12 waterjets, control unit Poolmaster)	21702000 L-KI DeLuxe	6.682,00
	Bath Filler/Waste/Overflow Waste and overflow Bath filler/waste/overflow	Flexaplus Exafill	no surcharge 124,20
	Colour of bathtub white pergamon	Bathtub white Bathtub pergamon	no surcharge no surcharge
	Colour of fitting chrome satin chrome satinox	chrome satin chrome satinox	no surcharge 177,00 295,00

all measures in mm!

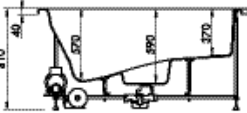
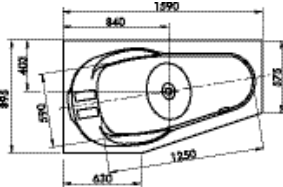
Pharo® Whirlpool Monola 700, Left Version


<i>-Option</i>	<i>Fittings</i>	<i>Text</i>	<i>Price</i>
Option Luxus only in combination with Combi system Deluxe	Heating system 1,5 KW Superwhirl	Heating system/Superwhirl	1.293,80
Position of grab bar			Price per grab bar
	front right	Grab bar 1	136,60
	back right	Grab bar 2	136,60
Colour of grab bar			Surcharge per grab bar
	chrome	„Grab bar no.“ chrome	no surcharge
	satin chrome	„Grab bar no.“ satin chr.	56,90
	satinox	„Grab bar no.“ satinox	95,20
Thermostatic mixer, rim mounted, preassembled (only with Exafill)			Colour Price
Allegroh	Allegroh chrome	chrome	1.142,60
	Allegroh satin chrome	satin chrome	1.222,30
Carlton	Allegroh chrome/gold	chrome/gold	1.310,30
	Carlton chrome	chrome	1.491,40
Starck	Carlton chrome/gold	chrome/gold	1.577,30
	Carlton satinox	satinox	1.764,70
Terrano (cross handle)	Starck chrome	chrome	1.232,70
	Starck satinox	satinox	1.427,30
Uno (zero handle)	Terrano chrome	chrome	1.527,70
	Terrano satinox	satinox	1.811,30
Citterio (cross handle)	Uno chrome	chrome	1.416,90
	Uno satinox	satinox	1.667,40
Citterio chrome	Citterio chrome	chrome	1.491,40
Position of head rest (for positions see picture above)			Price per head rest
	right	Head rest A	263,90
Colour of head rest			Surcharge per head rest
	chrome	„Grab bar no.“ chrome	no surcharge
	satin chrome	„Grab bar no.“ satin chr.	56,90
	satinox	„Grab bar no.“ satinox	95,20
Underwater spot light only in combination with air-/water- /Combi system	chrome	Spot chrome	538,20
	satin chrome	Spot satin chrome	595,10
	satinox	Spot satinox	633,40
Polish set for acrylic surfaces	consisting of: emery paper, polish, rag and sponge	21800000	31,10

Pharo® Whirlpool Monola 700, Right Version

Remarks

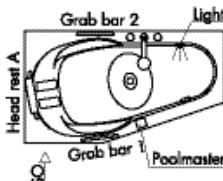
- Bathtub made from acrylic, reinforced on the back
- Steel bath cradle with height-adjustable feet
- The system variations come with Flexaplus waste and overflow
- Preselected colour of system variation is the main colour; all other components must correspond to this finish.
- For plinths see page 234

Standard versions	Code No.	Components	Price
	21402000	Combisystem Comfort Whirlpool for one person with 14 airjets and 12 waterjets. Preassembled unit with electronic control Mini Poolmaster, Flexaplus waste and overflow. Colour of bathtub is white, fittings are chrome plated.	5.905,70
	21403000	Combisystem DeLuxe Whirlpool for one person with 14 airjets and 12 waterjets. Preassembled unit with electronic control Poolmaster, Flexaplus waste and overflow; hydrosectional regulation. Colour of bathtub is white, fittings are chrome plated.	6.682,00

Non standard versions	System variations	Code no./text	Price
	Bathtub (Cradle, waste)	21702000 R-WN	1.455,20
	Air system (Bathtub with 14 airjets, control unit Mini Poolmaster)	21702000 R-LT	3.111,20
	Water system (Bathtub with 12 waterjets, control unit Mini Poolmaster)	21702000 R-WS	5.388,20
	Combi system Comfort (Bathtub with 14 airjets, 12 waterjets, control unit Mini Poolmaster)	21702000 R-KI Comfort	5.905,70
	Combi system DeLuxe (Bathtub with 14 airjets, 12 waterjets, control unit Poolmaster)	21702000 R-KI DeLuxe	6.682,00
	Bath Filler/Waste/Overflow Waste and overflow Bath filler/waste/overflow	Flexaplus Exafill	no surcharge 124,20
	Colour of bathtub white pergamon	Bathtub white Bathtub pergamon	no surcharge no surcharge
Colour of fitting chrome satin chrome satinox	chrome satin chrome satinox	no surcharge 177,00 295,00	

all measures in mm!

Pharo® Whirlpool Monola 700, Right Version

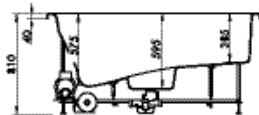
Option	Fittings	Text	Price
Option Luxus only in combination with Combi system Deluxe	Heating system 1,5 KW Superwhirl	Heating system/Superwhirl	1.293,80
Position of grab bar			Price per grab bar
	front left	Grab bar 1	136,60
	back left	Grab bar 2	136,60
Colour of grab bar			Surcharge per grab bar
	chrome	„Grab bar no.“ chrome	no surcharge
	satin chrome	„Grab bar no.“ satin chr.	56,90
	satinox	„Grab bar no.“ satinox	95,20
Thermostatic mixer, rim mounted, preassembled (only with Exafill)			Colour Price
	Alleghro	Alleghro chrome	chrome 1.142,60
		Alleghro satin chrome	satin chrome 1.222,30
		Alleghro chrome/gold	chrome/gold 1.310,30
	Carlton	Carlton chrome	chrome 1.491,40
		Carlton chrome/gold	chrome/gold 1.577,30
		Carlton satinox	satinox 1.764,70
	Starck	Starck chrome	chrome 1.232,70
		Starck satinox	satinox 1.427,30
	Terrano (cross handle)	Terrano chrome	chrome 1.527,70
		Terrano satinox	satinox 1.811,30
	Uno (zero handle)	Uno chrome	chrome 1.416,90
		Uno satinox	satinox 1.667,40
	Citterio (cross handle)	Citterio chrome	chrome 1.491,40
Position of head rest (for positions see picture above)			Price per head rest
	left	Head rest A	263,90
Colour of head rest			Surcharge per head rest
	chrome	„Grab bar no.“ chrome	no surcharge
	satin chrome	„Grab bar no.“ satin chr.	56,90
	satinox	„Grab bar no.“ satinox	95,20
Underwater spot light only in combination with air-/water- /Combi system	chrome	Spot chrome	538,20
	satin chrome	Spot satin chrome	595,10
	satinox	Spot satinox	633,40
Polish set for acrylic surfaces	consisting of: emery paper, polish, rag and sponge	21800000	31,10

Pharo® Whirlpool Kalona 710

Remarks

- Bathtub made from acrylic, reinforced on the back
- Steel bath cradle with height-adjustable feet
- The system variations come with Flexaplus waste and overflow
- Preselected colour of system variation is the main colour; all other components must correspond to this finish.
- For plinths see page 234

Standard versions



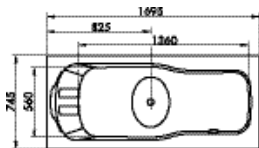
21404000

Components

Combisystem Comfort
Whirlpool for one person with 14 airjets and 12 waterjets.
Preassembled unit with electronic control Mini Poolmaster, Flexaplus waste and overflow.
Colour of bathtub is white, fittings are chrome plated.

Price

5.905,70



21405000

Components

Combisystem DeLuxe
Whirlpool for one person with 14 airjets and 12 waterjets.
Preassembled unit with electronic control Poolmaster, Flexaplus waste and overflow; hydrosectional regulation.
Colour of bathtub is white, fittings are chrome plated.

Price

6.682,00

Non standard versions

System variations

Code no./text

Price

Bathtub

(Cradle, waste)

21712000 WN

1.455,20

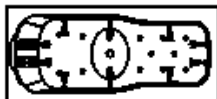


Air system

(Bathtub with 14 airjets, control unit Mini Poolmaster)

21712000 LT

3.111,20

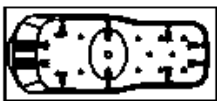


Water system

(Bathtub with 12 waterjets, control unit Mini Poolmaster)

21712000 WS

5.388,20



Combi system Comfort

(Bathtub with 14 airjets, 12 waterjets, control unit Mini Poolmaster)

21712000 KI Comfort

5.905,70

Combi system DeLuxe

(Bathtub with 14 airjets, 12 waterjets, control unit Poolmaster)

21712000 KI DeLuxe

6.682,00

Bath Filler/Waste/Overflow

Waste and overflow
Bath filler/waste/overflow

Flexaplus
Exafill

no surcharge
124,20

Colour of bathtub

white
pergamon

Bathtub white
Bathtub pergamon

no surcharge
no surcharge

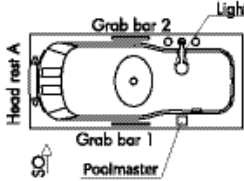
Colour of fitting

chrome
satin chrome
satinox

chrome
satin chrome
satinox

no surcharge
177,00
295,00

all measures in mm!

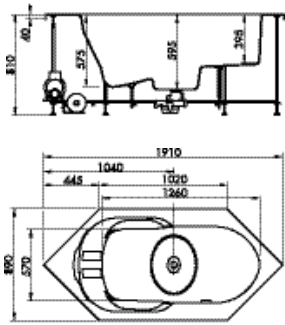
Option	Fittings	Text	Price
Option Luxus only in combination with Combi system Deluxe	Heating system 1,5 KW Superwhirl	Heating system/Superwhirl	1.293,80
Position of grab bar			Price per grab bar
	front	Grab bar 1	136,60
	back	Grab bar 2	136,60
			Surcharge per grab bar
	chrome	„Grab bar no.“ chrome	no surcharge
	satin chrome	„Grab bar no.“ satin chr.	56,90
	satinox	„Grab bar no.“ satinox	95,20
Colour of grab bar			Colour Price
Colour of grab bar	Allegroh	Allegroh chrome	chrome 1.142,60
		Allegroh satin chrome	satin chrome 1.222,30
	Carlton	Allegroh chrome/gold	chrome/gold 1.310,30
		Carlton chrome	chrome 1.491,40
		Carlton chrome/gold	chrome/gold 1.577,30
		Carlton satinox	satinox 1.764,70
Thermostatic mixer, rim mounted, preassembled (only with Exafill)	Starck	Starck chrome	chrome 1.232,70
		Starck satinox	satinox 1.427,30
	Terrano (cross handle)	Terrano chrome	chrome 1.527,70
		Terrano satinox	satinox 1.811,30
	Uno (zero handle)	Uno chrome	chrome 1.416,90
		Uno satinox	satinox 1.667,40
	Citterio (cross handle)	Citterio chrome	chrome 1.491,40
			Price per head rest
	left	Head rest A	263,90
Position of head rest (for positions see picture above)			Surcharge per head rest
	chrome	„Grab bar no.“ chrome	no surcharge
	satin chrome	„Grab bar no.“ satin chr.	56,90
	satinox	„Grab bar no.“ satinox	95,20
	chrome	Spot chrome	538,20
	satin chrome	Spot satin chrome	595,10
	satinox	Spot satinox	633,40
Colour of head rest	consisting of: emery paper, polish, rag and sponge	21800000	31,10

Pharo® Whirlpool Iseda 720

Remarks

- Bathub made from acrylic, reinforced on the back
- Steel bath cradle with height-adjustable feet
- The system variations come with Flexaplus waste and overflow
- Preselected colour of system variation is the main colour; all other components must correspond to this finish.
- For plinths see page 234

Standard versions



Code No.

21406000

Components

Combisystem Comfort
Whirlpool for one person with 14 airjets and 12 waterjets.
Preassembled unit with electronic control Mini Poolmaster, Flexaplus waste and overflow.
Colour of bathub is white, fittings are chrome plated.

Price

5.905,70

21407000

Combisystem DeLuxe

Whirlpool for one person with 14 airjets and 12 waterjets.
Preassembled unit with electronic control Poolmaster, Flexaplus waste and overflow; hydrosectional regulation.
Colour of bathub is white, fittings are chrome plated.

6.682,00

Non standard versions

System variations

Code no./text

Price

Bathtub

(Cradle, waste)

21722000 WN

1.455,20

Air system

(Bathub with 14 airjets, control unit Mini Poolmaster)

21722000 LT

3.111,20

Water system

(Bathub with 12 waterjets, control unit Mini Poolmaster)

21722000 WS

5.388,20

Combi system Comfort

(Bathub with 14 airjets, 12 waterjets, control unit Mini Poolmaster)

21722000 KI Comfort

5.905,70

Combi system DeLuxe

(Bathub with 14 airjets, 12 waterjets, control unit Poolmaster)

21722000 KI DeLuxe

6.682,00

Bath Filler/Waste/Overflow

Waste and overflow
Bath filler/waste/overflow

Flexaplus
Exafill

**no surcharge
124,20**

Colour of bathub

white
pergamon

Bathtub white
Bathtub pergamon

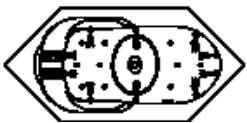
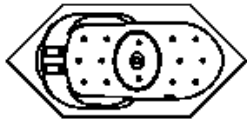
**no surcharge
no surcharge**

Colour of fitting

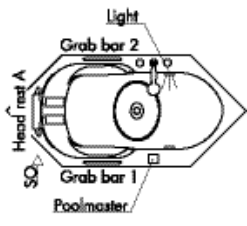
chrome
satin chrome
satinox

chrome
satin chrome
satinox

**no surcharge
177,00
295,00**



all measures in mm!

<i>Option</i>	<i>Fittings</i>	<i>Text</i>	<i>Price</i>
Option Luxus only in combination with Combi system Deluxe	Heating system 1,5 KW Superwhirl	Heating system/Superwhirl	1.293,80
Position of grab bar			Price per grab bar
	front left	Grab bar 1	136,60
	back left	Grab bar 2	136,60
Colour of grab bar			Surcharge per grab bar
	chrome	„Grab bar no.“ chrome	no surcharge
	satin chrome	„Grab bar no.“ satin chr.	56,90
	satinox	„Grab bar no.“ satinox	95,20
Thermostatic mixer, rim mounted, preassembled (only with Exafill)			Colour Price
	Alleghroh	Alleghroh chrome	chrome 1.142,60
		Alleghroh satin chrome	satin chrome 1.222,30
		Alleghroh chrome/gold	chrome/gold 1.310,30
	Carlton	Carlton chrome	chrome 1.491,40
		Carlton chrome/gold	chrome/gold 1.577,30
		Carlton satinox	satinox 1.764,70
	Starck	Starck chrome	chrome 1.232,70
		Starck satinox	satinox 1.427,30
	Terrano (cross handle)	Terrano chrome	chrome 1.527,70
		Terrano satinox	satinox 1.811,30
	Uno (zero handle)	Uno chrome	chrome 1.416,90
		Uno satinox	satinox 1.667,40
	Citterio (cross handle)	Citterio chrome	chrome 1.491,40
Position of head rest (for positions see picture above)			Price per head rest
	left	Head rest A	263,90
Colour of head rest			Surcharge per head rest
	chrome	„Grab bar no.“ chrome	no surcharge
	satin chrome	„Grab bar no.“ satin chr.	56,90
	satinox	„Grab bar no.“ satinox	95,20
Underwater spot light only in combination with air-/water- /Combi system	chrome	Spot chrome	538,20
	satin chrome	Spot satin chrome	595,10
	satinox	Spot satinox	633,40
Polish set for acrylic surfaces	consisting of: emery paper, polish, rag and sponge	21800000	31,10

Pharo® Whirlpool Solero 740

Remarks

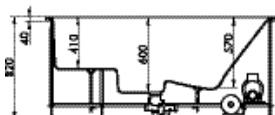
- Bathtub made from acrylic, reinforced on the back
- Steel bath cradle with height-adjustable feet
- The system variations come with Flexaplus waste and overflow
- Preselected colour of system variation is the main colour; all other components must correspond to this finish.
- For plinths see page 234

Standard versions

Code No.

Components

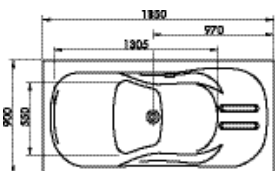
Price



21408000

Combisystem Comfort
Whirlpool for one person with 14 airjets and 12 waterjets.
Preassembled unit with electronic control Mini Poolmaster, Flexaplus waste and overflow.
Colour of bathtub is white, fittings are chrome plated.

5.905,70



21409000

Combisystem Deluxe
Whirlpool for one person with 14 airjets and 12 waterjets.
Preassembled unit with electronic control Poolmaster, Flexaplus waste and overflow; hydrosectional regulation.
Colour of bathtub is white, fittings are chrome plated.

6.682,00

Non standard versions

System variations

Code no./text

Price



Bathtub

(Cradle, waste)

21742000 WN

1.455,20

Air system

(Bathtub with 14 airjets, control unit Mini Poolmaster)

21742000 LT

3.111,20



Water system

(Bathtub with 12 waterjets, control unit Mini Poolmaster)

21742000 WS

5.388,20



Combi system Comfort

(Bathtub with 14 airjets, 12 waterjets, control unit Mini Poolmaster)

21742000 KI Comfort

5.905,70

Combi system DeLuxe

(Bathtub with 14 airjets, 12 waterjets, control unit Poolmaster)

21742000 KI DeLuxe

6.682,00

Bath Filler/Waste/Overflow

Waste and overflow
Bath filler/waste/overflow

Flexaplus
Exafill

**no surcharge
124,20**

Colour of bathtub

white
pergamon

Bathtub white
Bathtub pergamon

**no surcharge
no surcharge**

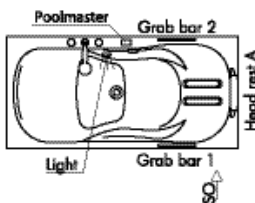
Colour of fitting

chrome
satin chrome
satinox

chrome
satin chrome
satinox

**no surcharge
177,00
295,00**

all measures in mm!

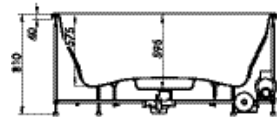
<i>Option</i>	<i>Fittings</i>	<i>Text</i>	<i>Price</i>
Option Luxus only in combination with Combi system Deluxe	Heating system 1,5 KW Superwhirl	Heating system/Superwhirl	1.293,80
Position of grab bar			Price per grab bar
	front right	Grab bar 1	136,60
	back right	Grab bar 2	136,60
Colour of grab bar			Surcharge per grab bar
chrome satin chrome satinox	chrome satin chrome satinox	„Grab bar no.“ chrome	no surcharge
		„Grab bar no.“ satin chr.	56,90
		„Grab bar no.“ satinox	95,20
Thermostatic mixer, rim mounted, preassembled (only with Exafill)			Colour Price
Allegroh	Allegroh chrome Allegroh satin chrome Allegroh chrome/gold	chrome	1.142,60
		satin chrome	1.222,30
Carlton	Carlton chrome Carlton chrome/gold Carlton satinox	chrome/gold	1.310,30
		chrome	1.491,40
Starck	Starck chrome Starck satinox	chrome/gold	1.577,30
		satinox	1.764,70
Terrano (cross handle)	Terrano chrome Terrano satinox	chrome	1.232,70
		satinox	1.427,30
Uno (zero handle)	Uno chrome Uno satinox	chrome	1.527,70
		satinox	1.811,30
Citterio (cross handle)	Citterio chrome	chrome	1.416,90
		chrome	1.667,40
chrome	Citterio chrome	chrome	1.491,40
Position of head rest (for positions see picture above)			Price per head rest
right	Head rest A		263,90
Colour of head rest			Surcharge per head rest
chrome satin chrome satinox	chrome satin chrome satinox	„Grab bar no.“ chrome	no surcharge
		„Grab bar no.“ satin chr.	56,90
		„Grab bar no.“ satinox	95,20
Underwater spot light only in combination with air-/water- /Combi system			
chrome satin chrome satinox	Spot chrome Spot satin chrome Spot satinox	Spot chrome	538,20
		Spot satin chrome	595,10
		Spot satinox	633,40
Polish set for acrylic surfaces consisting of: emery paper, polish, rag and sponge			
	21800000		31,10

Pharo® Whirlpool Imaza 750

Remarks

- Bath tub made from acrylic, reinforced on the back
- Steel bath cradle with height-adjustable feet
- The system variations come with Flexaplust waste and overflow
- Preselected colour of system variation is the main colour; all other components must correspond to this finish.
- For plinths see page 234

Standard versions

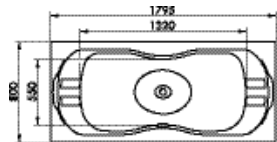


21410000

Components

Combisystem Comfort
Whirlpool for two persons with 14 airjets and 14 waterjets.
Preassembled unit with electronic control Mini Poolmaster, Flexaplust waste and overflow.
Colour of bathtub is white, fittings are chrome plated.

7.631,10



21411000

Components

Combisystem DeLuxe
Whirlpool for two persons with 14 airjets and 14 waterjets.
Preassembled unit with electronic control Poolmaster, Flexaplust waste and overflow; hydrosectional regulation.
Colour of bathtub is white, fittings are chrome plated.

8.407,30

Non standard versions

System variations

Code no./text

Price

Bathtub

(Cradle, waste)

21752000 WN

3.180,60

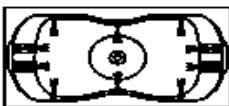


Air system

(Bathtub with 14 airjets, control unit Mini Poolmaster)

21752000 LT

4.836,60

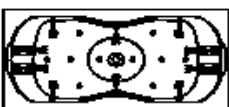


Water system

(Bathtub with 14 waterjets, control unit Mini Poolmaster)

21752000 WS

7.113,60



Combi system Comfort

(Bathtub with 14 airjets, 14 waterjets, control unit Mini Poolmaster)

21752000 KI Comfort

7.631,10

Combi system DeLuxe

(Bathtub with 14 airjets, 14 waterjets, control unit Poolmaster)

21752000 KI DeLuxe

8.407,30

Bath Filler/Waste/Overflow

Waste and overflow
Bath filler/waste/overflow

Flexaplust
Exafill

**no surcharge
124,20**

Colour of bathtub

white
pergamon

Bathtub white
Bathtub pergamon

**no surcharge
no surcharge**

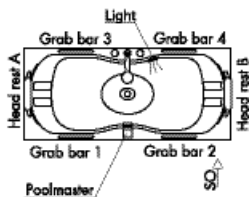
Colour of fitting

chrome
satin chrome
satinox

chrome
satin chrome
satinox

**no surcharge
177,00
295,00**

all measures in mm!

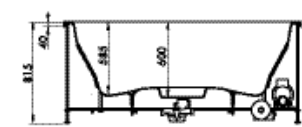
<i>Option</i>	<i>Fittings</i>	<i>Text</i>	<i>Price</i>
Option Luxus only in combination with Combi system Deluxe	Heating system 1,5 KW Superwhirl	Heating system/Superwhirl	1.293,80
Position of grab bar			Price per grab bar
	front left front right back left back right	Grab bar 1 Grab bar 2 Grab bar 3 Grab bar 4	136,60 136,60 136,60 136,60
Colour of grab bar			Surcharge per grab bar
chrome satin chrome satinox	chrome satin chrome satinox	„Grab bar no.“ chrome „Grab bar no.“ satin chr. „Grab bar no.“ satinox	no surcharge 56,90 95,20
Thermostatic mixer, rim mounted, preassembled (only with Exafill)			Colour Price
Allegroh	Allegroh chrome Allegroh satin chrome Allegroh chrome/gold	chrome satin chrome chrome/gold	1.142,60 1.222,30 1.310,30
Carlton	Carlton chrome Carlton chrome/gold Carlton satinox	chrome chrome/gold satinox	1.491,40 1.577,30 1.764,70
Starck	Starck chrome Starck satinox	chrome satinox	1.232,70 1.427,30
Terrano (cross handle)	Terrano chrome Terrano satinox	chrome satinox	1.527,70 1.811,30
Uno (zero handle)	Uno chrome Uno satinox	chrome satinox	1.416,90 1.667,40
Citterio (cross handle)	Citterio chrome	chrome	1.491,40
Position of head rest (for positions see picture above)			Price per head rest
left right	Head rest A Head rest B		263,90 263,90
Colour of head rest			Surcharge per head rest
chrome satin chrome satinox	chrome satin chrome satinox	„Grab bar no.“ chrome „Grab bar no.“ satin chr. „Grab bar no.“ satinox	no surcharge 56,90 95,20
Underwater spot light only in combination with air-/water- /Combi system	chrome satin chrome satinox	Spot chrome Spot satin chrome Spot satinox	538,20 595,10 633,40
Polish set for acrylic surfaces	consisting of: emery paper, polish, rag and sponge	21800000	31,10

Pharo® Whirlpool Ladiva 760

Remarks

- Bathtub made from acrylic, reinforced on the back
- Steel bath cradle with height-adjustable feet
- The system variations come with Flexaplust waste and overflow
- Preselected colour of system variation is the main colour; all other components must correspond to this finish.
- For plinths see page 234

Standard versions

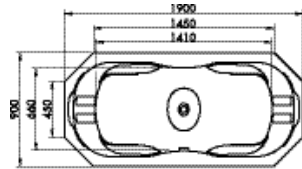


21412000

Combisystem Comfort

Whirlpool for two persons with 14 airjets and 14 waterjets.
Preassembled unit with electronic control Mini Poolmaster, Flexaplust waste and overflow.
Colour of bathtub is white, fittings are chrome plated.

7.631,10



21413000

Combisystem DeLuxe

Whirlpool for two persons with 14 airjets and 14 waterjets.
Preassembled unit with electronic control Poolmaster, Flexaplust waste and overflow; hydrosectional regulation.
Colour of bathtub is white, fittings are chrome plated.

8.407,30

Non standard versions

System variations

Code no./text

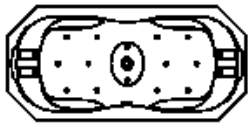
Price

Bathtub

(Cradle, waste)

21762000 WN

3.180,60

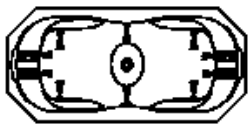


Air system

(Bathtub with 14 airjets, control unit Mini Poolmaster)

21762000 LT

4.836,60



Water system

(Bathtub with 14 waterjets, control unit Mini Poolmaster)

21762000 WS

7.113,60



Combi system Comfort

(Bathtub with 14 airjets, 14 waterjets, control unit Mini Poolmaster)

21762000 KI Comfort

7.631,10

Combi system DeLuxe

(Bathtub with 14 airjets, 14 waterjets, control unit Poolmaster)

21762000 KI DeLuxe

8.407,30

Bath Filler/Waste/Overflow

Waste and overflow
Bath filler/waste/overflow

Flexaplust
Exafill

no surcharge
124,20

Colour of bathtub

white
pergamon

Bathtub white
Bathtub pergamon

no surcharge
no surcharge

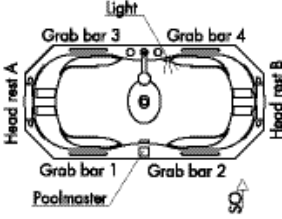
Colour of fitting

chrome
satin chrome
satinox

chrome
satin chrome
satinox

no surcharge
177,00
295,00

all measures in mm!

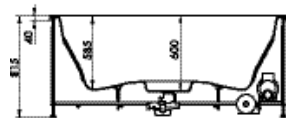
<i>Option</i>	<i>Fittings</i>	<i>Text</i>	<i>Price</i>
Option Luxus only in combination with Combi system Deluxe	Heating system 1,5 KW Superwhirl	Heating system/Superwhirl	1.293,80
Position of grab bar			Price per grab bar
	front left	Grab bar 1	136,60
	front right	Grab bar 2	136,60
	back left	Grab bar 3	136,60
	back right	Grab bar 4	136,60
	Surcharge per grab bar		
Colour of grab bar	chrome satin chrome satinox	„Grab bar no.“ chrome „Grab bar no.“ satin chr. „Grab bar no.“ satinox	no surcharge 56,90 95,20
Thermostatic mixer, rim mounted, preassembled (only with Exafill)		Colour	Price
Allegroh	Allegroh chrome Allegroh satin chrome Allegroh chrome/gold	chrome satin chrome chrome/gold	1.142,60 1.222,30 1.310,30
Carlton	Carlton chrome Carlton chrome/gold Carlton satinox	chrome chrome/gold satinox	1.491,40 1.577,30 1.764,70
Starck	Starck chrome Starck satinox	chrome satinox	1.232,70 1.427,30
Terrano (cross handle)	Terrano chrome Terrano satinox	chrome satinox	1.527,70 1.811,30
Uno (zero handle)	Uno chrome Uno satinox	chrome satinox	1.416,90 1.667,40
Citterio (cross handle)	Citterio chrome	chrome	1.491,40
Position of head rest (for positions see picture above)			Price per head rest
	left	Head rest A	263,90
	right	Head rest B	263,90
Colour of head rest			Surcharge per head rest
	chrome satin chrome satinox	„Grab bar no.“ chrome „Grab bar no.“ satin chr. „Grab bar no.“ satinox	no surcharge 56,90 95,20
Underwater spot light only in combination with air-/water-/Combi system	chrome satin chrome satinox	Spot chrome Spot satin chrome Spot satinox	538,20 595,10 633,40
Polish set for acrylic surfaces	consisting of: emery paper, polish, rag and sponge	21800000	31,10

Pharo® Whirlpool Pareva 770

Remarks

- Bathtub made from acrylic, reinforced on the back
- Steel bath cradle with height-adjustable feet
- The system variations come with Flexaplus waste and overflow
- Preselected colour of system variation is the main colour; all other components must correspond to this finish.
- For plinths see page 234

Standard versions

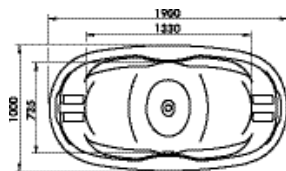


21414000

Combisystem Comfort

Whirlpool for two persons with 14 airjets and 14 waterjets.
Preassembled unit with electronic control Mini Poolmaster, Flexaplus waste and overflow.
Colour of bathtub is white, fittings are chrome plated.

7.631,10



21415000

Combisystem DeLuxe

Whirlpool for two persons with 14 airjets and 14 waterjets.
Preassembled unit with electronic control Poolmaster, Flexaplus waste and overflow; hydrosectional regulation.
Colour of bathtub is white, fittings are chrome plated.

8.407,30

Non standard versions

System variations

Code no./text

Price

Bathtub

(Cradle, waste)

21772000 WN

3.180,60

Air system

(Bathtub with 14 airjets, control unit Mini Poolmaster)

21772000 LT

4.836,60

Water system

(Bathtub with 14 waterjets, control unit Mini Poolmaster)

21772000 WS

7.113,60

Combi system Comfort

(Bathtub with 14 airjets, 14 waterjets, control unit Mini Poolmaster)

21772000 KI Comfort

7.631,10

Combi system DeLuxe

(Bathtub with 14 airjets, 14 waterjets, control unit Poolmaster)

21772000 KI DeLuxe

8.407,30

Bath Filler/Waste/Overflow

Waste and overflow
Bath filler/waste/overflow

Flexaplus
Exafill

no surcharge
124,20

Colour of bathtub

white
pergamon

Bathtub white
Bathtub pergamon

no surcharge
no surcharge

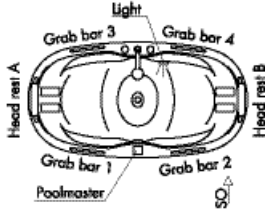
Colour of fitting

chrome
satin chrome
satinox

chrome
satin chrome
satinox

no surcharge
177,00
295,00

all measures in mm!

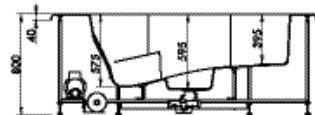
<i>Option</i>	<i>Fittings</i>	<i>Text</i>	<i>Price</i>
Option Luxus only in combination with Combi system Deluxe	Heating system 1,5 KW Superwhirl	Heating system/Superwhirl	1.293,80
Position of grab bar			Price per grab bar
	front left	Grab bar 1	136,60
	front right	Grab bar 2	136,60
	back left	Grab bar 3	136,60
	back right	Grab bar 4	136,60
	Surcharge per grab bar		
Colour of grab bar	chrome satin chrome satinox	„Grab bar no.“ chrome „Grab bar no.“ satin chr. „Grab bar no.“ satinox	no surcharge 56,90 95,20
Thermostatic mixer, rim mounted, preassembled (only with Exafill)		Colour	Price
Allegroh	Allegroh chrome Allegroh satin chrome Allegroh chrome/gold	chrome satin chrome chrome/gold	1.142,60 1.222,30 1.310,30
Carlton	Carlton chrome Carlton chrome/gold Carlton satinox	chrome chrome/gold satinox	1.491,40 1.577,30 1.764,70
Starck	Starck chrome Starck satinox	chrome satinox	1.232,70 1.427,30
Terrano (cross handle)	Terrano chrome Terrano satinox	chrome satinox	1.527,70 1.811,30
Uno (zero handle)	Uno chrome Uno satinox	chrome satinox	1.416,90 1.667,40
Citterio (cross handle)	Citterio chrome	chrome	1.491,40
Position of head rest (for positions see picture above)			Price per head rest
	left	Head rest A	263,90
	right	Head rest B	263,90
Surcharge per head rest			
Colour of head rest	chrome satin chrome satinox	„Grab bar no.“ chrome „Grab bar no.“ satin chr. „Grab bar no.“ satinox	no surcharge 56,90 95,20
Underwater spot light only in combination with air-/water-/Combi system	chrome satin chrome satinox	Spot chrome Spot satin chrome Spot satinox	538,20 595,10 633,40
Polish set for acrylic surfaces	consisting of: emery paper, polish, rag and sponge	21800000	31,10

Pharo® Whirlpool Almeda 780

Remarks

- Bathtub made from acrylic, reinforced on the back
- Steel bath cradle with height-adjustable feet
- The system variations come with Flexaplus waste and overflow
- Preselected colour of system variation is the main colour; all other components must correspond to this finish.
- For plinths see page 234

Standard versions



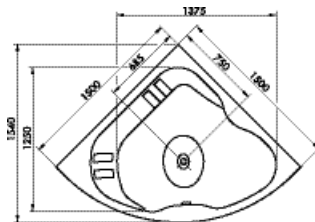
21416000

Components

Combisystem Comfort
Whirlpool for two persons with 20 airjets and 14 waterjets.
Preassembled unit with electronic control Mini Poolmaster, Flexaplus waste and overflow.
Colour of bathtub is white, fittings are chrome plated.

Price

7.631,10



21417000

Components

Combisystem DeLuxe
Whirlpool for two persons with 20 airjets and 14 waterjets.
Preassembled unit with electronic control Poolmaster, Flexaplus waste and overflow; hydrosectional regulation.
Colour of bathtub is white, fittings are chrome plated.

Price

8.407,30

Non standard versions

System variations

Code no./text

Price

Bathtub

(Cradle, waste)

21782000 WN

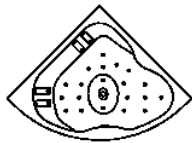
3.180,60

Air system

(Bathtub with 20 airjets, control unit Mini Poolmaster)

21782000 LT

4.836,60

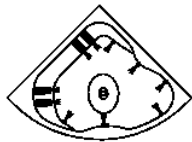


Water system

(Bathtub with 14 waterjets, control unit Mini Poolmaster)

21782000 WS

7.113,60

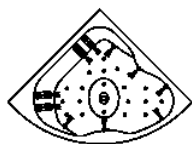


Combi system Comfort

(Bathtub with 20 airjets, 14 waterjets, control unit Mini Poolmaster)

21782000 KI Comfort

7.631,10



Combi system DeLuxe

(Bathtub with 20 airjets, 14 waterjets, control unit Poolmaster)

21782000 KI DeLuxe

8.407,30

Bath Filler/Waste/Overflow

Waste and overflow
Bath filler/waste/overflow

Flexaplus
Exafill

no surcharge
124,20

Colour of bathtub

white
pergamon

Bathtub white
Bathtub pergamon

no surcharge
no surcharge

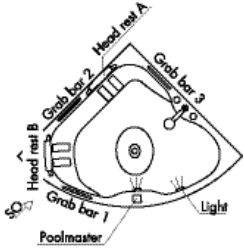
Colour of fitting

chrome
satin chrome
satinox

chrome
satin chrome
satinox

no surcharge
177,00
295,00

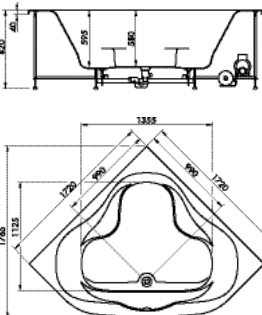
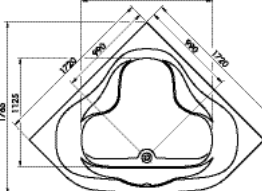
all measures in mm!

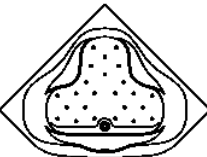
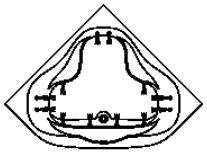
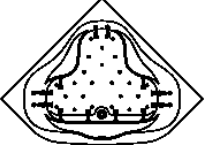


<i>Option</i>	<i>Fittings</i>	<i>Text</i>	<i>Price</i>
Option Luxus only in combination with Combi system Deluxe	Heating system 1,5 KW Superwhirl	Heating system/Superwhirl	1.293,80
Position of grab bar			Price per grab bar
	front left	Grab bar 1	136,60
	back left	Grab bar 2	136,60
	back right	Grab bar 3	136,60
	Surcharge per grab bar		
Colour of grab bar	chrome satin chrome satinox	„Grab bar no.“ chrome „Grab bar no.“ satin chr. „Grab bar no.“ satinox	no surcharge 56,90 95,20
Thermostatic mixer, rim mounted, preassembled (only with Exafill)		Colour	Price
Allegroh	Allegroh chrome Allegroh satin chrome Allegroh chrome/gold	chrome satin chrome chrome/gold	1.142,60 1.222,30 1.310,30
Carlton	Carlton chrome Carlton chrome/gold Carlton satinox	chrome chrome/gold satinox	1.491,40 1.577,30 1.764,70
Starck	Starck chrome Starck satinox	chrome satinox	1.232,70 1.427,30
Terrano (cross handle)	Terrano chrome Terrano satinox	chrome satinox	1.527,70 1.811,30
Uno (zero handle)	Uno chrome Uno satinox	chrome satinox	1.416,90 1.667,40
Citterio (cross handle)	Citterio chrome	chrome	1.491,40
Position of head rest (for positions see picture above)			Price per head rest
	right	Head rest A	263,90
	left	Head rest B	263,90
Colour of head rest			Surcharge per head rest
	chrome satin chrome satinox	„Grab bar no.“ chrome „Grab bar no.“ satin chr. „Grab bar no.“ satinox	no surcharge 56,90 95,20
Underwater spot light only in combination with air-/water-/Combi system	chrome satin chrome satinox	Spot chrome Spot satin chrome Spot satinox	538,20 595,10 633,40
Polish set for acrylic surfaces	consisting of: emery paper, polish, rag and sponge	21800000	31,10

Pharo® Whirlpool Magadi 790

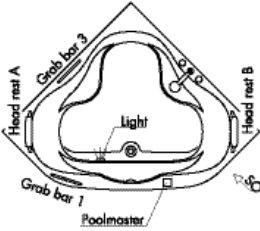
Remarks

- Bathtub made from acrylic, reinforced on the back
- Steel bath cradle with height-adjustable feet
- The system variations come with Flexaplus waste and overflow
- Preselected colour of system variation is the main colour; all other components must correspond to this finish.
- For plinths see page 234

Standard versions	Code No.	Components	Price
	21418000	Combisystem Comfort Whirlpool for two persons with 24 airjets and 16 waterjets. Preassembled unit with electronic control Mini Poolmaster, Flexaplus waste and overflow. Colour of bathtub is white, fittings are chrome plated.	7.631,10
	21419000	Combisystem DeLuxe Whirlpool for two persons with 24 airjets and 16 waterjets. Preassembled unit with electronic control Poolmaster, Flexaplus waste and overflow; hydrosectional regulation. Colour of bathtub is white, fittings are chrome plated.	8.407,30

Non standard versions	System variations	Code no./text	Preis
	Bathtub (Cradle, waste)	21792000 WN	3.181,00
	Air system (Bathtub with 24 airjets, control unit Mini Poolmaster)	21792000 LT	4.837,00
	Water system (Bathtub with 16 waterjets, control unit Mini Poolmaster)	21792000 WS	7.114,00
	Combi system Comfort (Bathtub with 24 airjets, 16 waterjets, control unit Mini Poolmaster)	21792000 KI Comfort	7.631,00
	Combi system DeLuxe (Bathtub with 24 airjets, 16 waterjets, control unit Poolmaster)	21792000 KI DeLuxe	8.407,00
	Bath Filler/Waste/Overflow Waste and overflow Bath filler/waste/overflow	Flexaplus Exafill	no surcharge 124,20
	Colour of bathtub white pergamon	Bathtub white Bathtub pergamon	no surcharge no surcharge
	Colour of fitting chrome satin chrome satinox	chrome satin chrome satinox	no surcharge 177,00 295,00

all measures in mm!

<i>Option</i>	<i>Fittings</i>	<i>Text</i>	<i>Price</i>
Option Luxus only in combination with Combi system Deluxe	Heating system 1,5 KW Superwhirl	Heating system/Superwhirl	1.293,80
Position of grab bar			Price per grab bar
	front left	Grab bar 1	136,60
	back left	Grab bar 2	136,60
Colour of grab bar			Surcharge per grab bar
	chrome	„Grab bar no.“ chrome	no surcharge
	satin chrome	„Grab bar no.“ satin chr.	56,90
	satinox	„Grab bar no.“ satinox	95,20
Thermostatic mixer, rim mounted, preassembled (only with Exafill)			Colour Price
	Alleghroh	Alleghroh chrome	chrome 1.142,60
		Alleghroh satin chrome	satin chrome 1.222,30
		Alleghroh chrome/gold	chrome/gold 1.310,30
	Carlton	Carlton chrome	chrome 1.491,40
		Carlton chrome/gold	chrome/gold 1.577,30
		Carlton satinox	satinox 1.764,70
	Starck	Starck chrome	chrome 1.232,70
		Starck satinox	satinox 1.427,30
	Terrano (cross handle)	Terrano chrome	chrome 1.527,70
		Terrano satinox	satinox 1.811,30
	Uno (zero handle)	Uno chrome	chrome 1.416,90
		Uno satinox	satinox 1.667,40
	Citterio (cross handle)	Citterio chrome	chrome 1.491,40
Position of head rest (for positions see picture above)			Price per head rest
	left	Head rest A	263,90
	right	Head rest B	263,90
Colour of head rest			Surcharge per head rest
	chrome	„Grab bar no.“ chrome	no surcharge
	satin chrome	„Grab bar no.“ satin chr.	56,90
	satinox	„Grab bar no.“ satinox	95,20
Underwater spot light only in combination with air-/water- /Combi system	chrome	Spot chrome	538,20
	satin chrome	Spot satin chrome	595,10
	satinox	Spot satinox	633,40
Polish set for acrylic surfaces	consisting of: emery paper, polish, rag and sponge	21800000	31,10

Example for Ordering Pharo® Whirlpool Series 700

Standard version:	Code no./Text	Price
Whirlpool Monola 700		
1 Whirlpool Monola 700 L Combi system Comfort		
Code no.	21400000	5.905,70
2 Option: plinth		
Code no.	21214000	1.827,40
3 Price		7.733,10

Non standard versions:	Code no./Text	Price
Whirlpool Monola 700 L		
1 System variation: Combi system DeLuxe with Poolmaster satinox		
Code no.	21702000 KI DeLuxe	6.778,00
2 Bath Filler/Waste/Overflow: Exafill		
Text	Exafill	120,00
3 Colour of bathtub: satinox		
Text	Bathtub white	no surcharge
4 Colour of fitting: Blower right/pump left		
Text	satinox	285,00
5 Option 1: Grab bars front and back right hand		
Text 1	Grab bar 1 chrome	224,00
Text 2	Grab bar 2 chrome	224,00
6 Option 2: Thermostat rim moun- ted, Carlton, satinox		
Text	Carlton satinox	1.705,00
7 Option 3: Luxus Heating system and Superwhirl		
Text	Heating system/Superwhirl	1.250,00
Price		10.586,00

Checklist and Order Form for non Standard Versions of Pharo® Whirlpools Series 700

R Required **O** Optional

Copy this sheet and use it when dealing with your customer to specify the desired version of the whirlpool. This form can also be used to order the whirlpool. Simply fax the completed form to your Hansgrohe sales office. Only one order per copy.

Enquiry **Order**

Customer _____
Street _____
Zip code/City _____

Agent _____
Date _____
Phone/Extension _____
Fax _____

<input type="checkbox"/> R Model	Colour/Finish	Condition/Explanation
<input type="checkbox"/> Series 700	_____	specify model
<input type="checkbox"/> System variation		
<input type="checkbox"/> Bathtub	_____	specify colour
<input type="checkbox"/> Air system	_____	specify colour
<input type="checkbox"/> Water system	_____	specify colour
<input type="checkbox"/> Combi system Comfort	_____	specify colour
<input type="checkbox"/> Combi system Deluxe	_____	specify colour
<input type="checkbox"/> R Bath filler/waste/overflow		
<input type="checkbox"/> Waste/overflow Flexaplust		
<input type="checkbox"/> Filler/waste/overflow Exafill		
<input type="checkbox"/> R Colour of bathtub		
<input type="checkbox"/> Colour	_____	specify colour of bathtub

<input type="checkbox"/> O Option		
<input type="checkbox"/> Thermostatic mixer	_____	specify design and finish
<input type="checkbox"/> Underwater spot light	_____	specify colour
<input type="checkbox"/> Grab bar	_____	specify position and colour
<input type="checkbox"/> Head rest	_____	specify position and colour
<input type="checkbox"/> Plinth	_____	Code no.
<input type="checkbox"/> Luxus (Water heater, Superwhirl)	_____	Combi system Deluxe only

Customer/date: _____

Salesperson/date: _____

Installation Information for Pharo® Whirlpools Series 700

Door Width	<ul style="list-style-type: none">- Make sure to check the width of the door in the room in which you will be installing the Whirlpool. 700 Series Whirlpools may be up to 820 mm high.
Planning	<ul style="list-style-type: none">- During planning, please consider the depth of the ergonomic forms of the bathtubs series 700.
Requirements/Electrical Connection	<ul style="list-style-type: none">- Check the voltage (230 V), overcurrent protection (16 A), FI circuit breaker and ground wire. (Models Almeda 780 and Magadi 790 with heater also check the second cable)- The electrical connection may only be installed by an electrician and must be protected in compliance with VDE 0100 using an FI circuit breaker (30 mA)- 3 x 2.5 mm² leads, 230 V, overcurrent protection 16 A. (Models Almeda 780 and Magadi 790 with heater require a second cable)
Requirements/Water Supply	<ul style="list-style-type: none">- Make sure that the water inlet lines are flushed in compliance with DIN standards- The DN15 water inlet line should always be close to the service panel- Standards issued by the German Technical and Scientific Association for Gas and Water (DVGW) stipulate that there must be a vacuum breaker 150 mm above the tub rim whenever a rim-mounted thermostatic mixer is installed in the connection line to the Exafill.
Service Panel	<ul style="list-style-type: none">- There must be service panels at least 600 x 400 mm in size (depends on model) installed near the motor and blower. These panels should be installed so that you can access and replace parts such as the blower, pump, valves, terminal box and other connections at any time. Removable sidewalls are ideal for this purpose (Pharo bath-paneling system, for example)
Air Register (not included)	<ul style="list-style-type: none">- You must install an air register (150 cm²)- The air register must be installed in the whirlpool paneling. It can be positioned wherever desired, such as in an adjoining room- We recommend sound-insulating the air register.
Option: Bath-Paneling Systems for Pharo Whirlpools	<ul style="list-style-type: none">- The ideal solution for any whirlpool tub is a whirlpool-paneling system with a recess (air gap).- The German Safety Standards Authority (TÜV) stipulates that there must be a safety gap of 2 cm in the recess of the whirlpool paneling under the whirlpool's generating sets so that, in the event of water damage under the tub, you can see whether the water has drained off.- Useful information for tilers:- Jointing options: make sure that tiles are set at least 5 mm apart.- Use fast-drying tile adhesive.- You must leave a gap above the rim of the tub and fill this gap in with non-corrosive DIN 18545-E silicone.

Poolmaster



- ① Poolmaster
- ② Illuminated LC display
- ③ Selection keys
- ④ Navigation keys
- ⑤ On/off

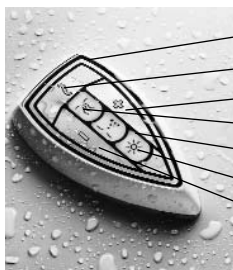
Features:

- Control unit for Combi system Deluxe
- Watertight, floating remote control with preassembled docking- and charging station
- easy and simple navigation

Whirl functions:

- Airsystem on/off; more intense/reduced; interval timer
- Water system on/off; more intense/reduced; hydro pulsation
- Programable Whirl sequences
- Control of all options

Mini Poolmaster



- ① Mini Poolmaster
- ② Hydropulsation/interval function
- ③ Water-/airsystem more intense
- ④ Watersystem on/off
- ⑤ Airsystem on/off
- ⑥ Light on/off (Option)
- ⑦ Water-/airsystem reduced

Features:

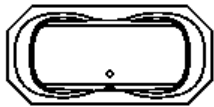
- Control unit for air-/water-/and Combi system Comfort.
- Flat control pad fixed to the bath rim
- Lit up key indicates active whirlfunktion

Whirlfunktionen:

- Airsystem on/off; more intense/reduced; interval function
- Watersystem on/off; more intense/reduced; Hydropulsation
- Light control

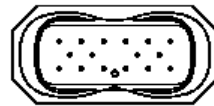
System Variations Pharo® Whirlpools Series 700

Bathtub



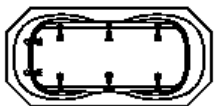
- Bathtub made from acrylic, reinforced on the back
- Steel bath cradle with height-adjustable feet
- Flexaplast waste and overflow

Air System



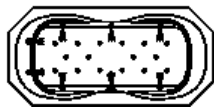
- Whirlpool control unit Mini Poolmaster
- Flat air jets mounted to the bathtub floor
- System strength can be steplessly adjusted with PoolControl

Water system



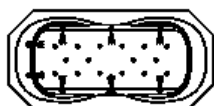
- Whirlpool control unit Mini Poolmaster
- Directionally adjustable water jets installed in the inside of the tub and in the backrest
- Steplessly controllable pump

Combi System Comfort



- Whirlpool control unit Mini Poolmaster
- Flat air jets mounted to the bathtub floor
- Directionally adjustable water jets installed in the inside of the tub and in the backrest
- Steplessly controllable pump
- The air and water systems can be used simultaneously or separately

Combi System DeLuxe



- Whirlpool control unit Poolmaster (watertight remote control)
- flat air jets mounted to the bathtub floor
- Directionally adjustable water jets installed in the inside of the tub and in the backrest
- Steplessly controllable blower and pump
- The air and water systems can be used simultaneously or separately
- **Hydrosectional regulation:**
Adjust the strength of back/feet jets and side mounted water jets individually.
- **Options Whirlpools Serie 700:**
Optional water heating system guarantees the same water temperature at all times
- Separate valve (AirControl/MultiAirControl) to steplessly adjust water-jet strength by adding additional air

Water Heating System

- Optional water heating system keeps the temperature the same all the time
- Capacity for all models 1,5 KW
- Whirlpools Almeda 780 and Magadi 790 - 3 KW

Serie 700

- Option for combi system Deluxe
-

Superwhirl

- Separate valve (AirControl/MultiAirControl) to steplessly adjust water-jet strength by adding additional air

Serie 700

- Option for combi system Deluxe
-

Exafill



- Exafill bath filler with waste and overflow
- (requires separate mixer; order separately)

Serie 700

- Option for combi system Deluxe
-

Fully Pre-Assembled Rim-Mounted Thermostatic Mixer

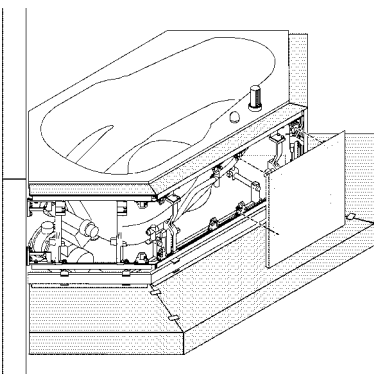


- Consists of the concealed items (Secuflex/shut-off and diverter base body/thermostat base body) and the finished items (thermostatic mixer/shut-off and diverter valve/hand shower)
- Vacuum breaker (not included) must be installed 150 mm above the rim of the tub
- Our thermostatic mixer comes pre-mounted on the tub rim to allow our tubs to be easily and simply filled with the Exafill (comes standard). Rinse off after a bath with the integral hand shower; the hand shower can also be used to rinse the tub
- Hansgrohe's wide selection of AXOR fittings lines allows you to create a harmonious bathroom design that fits in with the rest of your furnishings

Serie 700

- Optional on all system versions
-

Bath-paneling systems




- Each tub can be outfitted with any of a number of ready-to-install bath-paneling systems to suit any type of installation
- Paneling systems can also be custom-made upon request
- The paneling systems make the tubs easy to install and service because the paneling elements can be removed individually
- Service panels and air registers come pre-integrated in the paneling system
- Paneling systems provide an ideal foundation for additional improvements such as tiling

Serie 700

- Optional on all system versions
 - All paneling systems ship with a step due to the depth of the tubs
-

Options for Pharo® Whirlpools Series 700

Grab Bar




- Extra support when getting in and out
- Position and number of grab bars depends on the tub model
- Grab bars are pre-mounted at defined places on the tub rim

Serie 700

- Optional on all system versions
-

Headrest



- Comfortably cushioned neckrest/headrest
- Supporting bar acts as an attractive design element
- Position and number of rest(s) depends on tub model
- Headrest is pre-mounted at a defined place on the tub rim

Serie 700

- Optional on all system versions
-

Lighting



- The fascinating interplay of light and water makes for a bathing experience that can't be beat
- Water sensor automatically turns halogen light (12V/20W) on and off

Serie 700

- Optional on all system versions
-

Acrylic Polishing Set

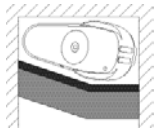
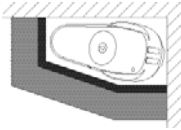
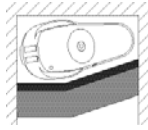
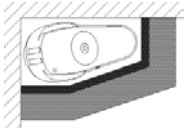
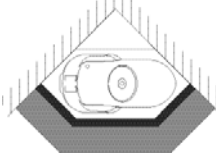
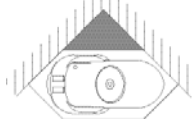
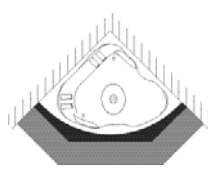

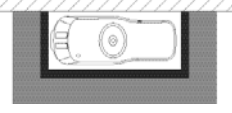
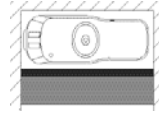
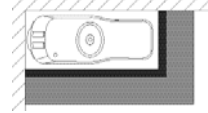
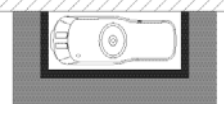
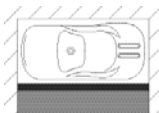
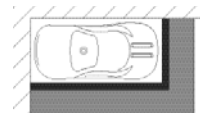
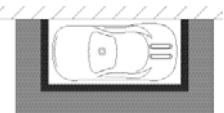
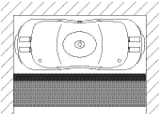
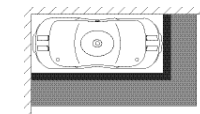
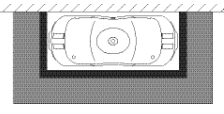
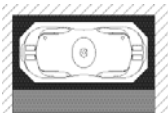
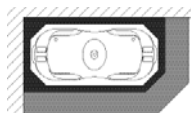
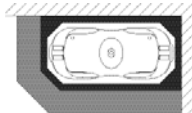

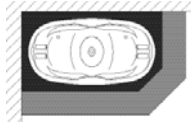
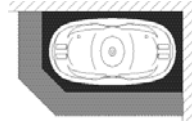
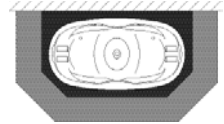
- The acrylic polishing set is used to eliminate small scratches on the acrylic surface. The polishing set is easy enough for customers to use on their own at home.
- The acrylic polishing set contains emery paper, polishing paste, a polishing cloth and a cleaning sponge.

Trimmings for Pharo® Whirlpools Series 700

● Standard ○ Option ● Option Air System ● Option Water System ● Option Combi system - not available

	Monola 700 left version	Monola 700 right version	Kalona 710	Iseda 720	Solero 740	Imaza 750	Ladiva 760	Pareva 770	Almeda 780	Magadi 790
Seat Standard	●	●	●	●	●	●	●	●	●	●
Room for:										
one person	●	●	●	●	●					
two person						●	●	●	●	●
Shape of bathtub										
rectangle (room saver)	●	●	-	-	-	-	-	-	-	-
rectangle	-	-	●	-	●	●	-	-	-	-
hexagone	-	-	-	●	-	-	-	-	-	-
octagone	-	-	-	-	-	-	●	-	-	-
oval	-	-	-	-	-	-	-	●	-	-
corner	-	-	-	-	-	-	-	-	●	●
Water volume (liters, person 70 Kg)										
1 person	232	232	250	246	320	320	362	390	375	479
2 persons						250	292	320	305	409
Bathtub without system inclusive cradle and waste	●	●	●	●	●	●	●	●	●	●
Air system										
Number of airjets	16	16	16	16	16	18	18	18	24	24
Blower	●	●	●	●	●	●	●	●	●	●
Water system										
Number of waterjets	12	12	12	12	12	14	14	14	14	16
Combi system										
Number of airjets	14	14	14	14	14	14	14	14	20	24
Number of waterjets	12	12	12	12	12	14	14	14	14	16
Control unit for Whirlpools										
Mini Poolmaster (all systems)	●	●	●	●	●	●	●	●	●	●
Poolmaster (combi system Deluxe)	●	●	●	●	●	●	●	●	●	●
Functions Mini Poolmaster (fixed to tub)										
Intervall (air-/combi system)	●	●	●	●	●	●	●	●	●	●
Hydropuls (water-/combi system)	●	●	●	●	●	●	●	●	●	●
Light on/off	○	○	○	○	○	○	○	○	○	○
Functions Poolmaster (remote control)										
preset Whirlprogramms	●	●	●	●	●	●	●	●	●	●
Programmable Whirlprogramms	●	●	●	●	●	●	●	●	●	●
Intervall (air-/combi system)	●	●	●	●	●	●	●	●	●	●
Hydropuls (water-/combi system)	●	●	●	●	●	●	●	●	●	●
Light on/off	○	○	○	○	○	○	○	○	○	○
Waterheater on/off	○	○	○	○	○	○	○	○	○	○
Superwhirl on/off	○	○	○	○	○	○	○	○	○	○
Flexapuls waste and overflow	●	●	●	●	●	●	●	●	●	●
Exafill bath filler/waste/overflow (order fitting separately)	○	○	○	○	○	○	○	○	○	○
Optionen										
Waterheater/Superwhirl	●	●	●	●	●	●	●	●	●	●
Thermostatic mixer	○	○	○	○	○	○	○	○	○	○
Light (for air/water/combi system)	○	○	○	○	○	○	○	○	○	○
Grabbar	○	○	○	○	○	○	○	○	○	○
Head rest	○	○	○	○	○	○	○	○	○	○
Plinths	○	○	○	○	○	○	○	○	○	○
min. installation depth (cm from lower end of rim)	82	82	82	82	82	82	82	82	82	82

Plinths for Pharo® Whirlpools Series 700

				
Monola 700 L/R	Code no. 21213000 Price 1.316,40	21214000 1.827,40	21215000 1.316,40	21216000 1.827,40
				
Iseda 720	Code no. Price		21211000 1.954,10	21212000 306,70
				
Almeda 780	Code no. Price		21217000 2.019,60	
				
Magadi 790	Code no. Price			21218000 2.137,80
				
Kalona 710	Code no. Price	21227000 1.285,90	21228000 1.744,00	21229000 2.258,20
				
Solero 740	Code no. Price	21233000 1.303,80	21234000 1.771,50	21235000 2.317,30
				
Imaza 750	Code no. Price	21230000 1.285,90	21231000 1.744,00	21232000 2.258,20
				
Ladiva 760	Code no. Price	21223000 1.811,60	21224000 2.753,30	21225000 2.753,30
				
Pareva 770	Code no. Price	21219000 1.811,60	21220000 2.753,30	21221000 2.753,30
				
				21222000 3.509,20



PHARO
BATHING

Index Pharo® Bath-/Shower Combinations 200

	Seite	
Bath-/Shower Combinations 200: Code Numbers and Prices	Pharo Bath-/Shower Combination 200, left version	238
	Pharo Bath-/Shower Combination 200, right version	240
	Example for ordering and order form for Combinations	242
	Operating instructions for Pharo Bath-/Shower Combinations 200	244
	Shower Power Pharo Bath-/Shower Combination 200	245
	Options for Pharo Bath-/Shower Combinations 200	246
	Variations Pharo Bath-/Shower Combinations 200	247
	Trimmings for Pharo Bath-/Shower Combinations 200	248
	Installation Information for Pharo Bath-/Shower Combinations 200	249

Pharo® Bath-/Shower Combination 200, Left Version

Remarks

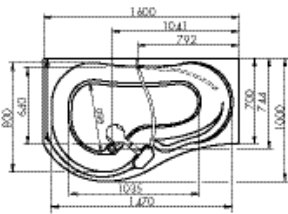
- Bathtub made from acrylic, reinforced on the back; steel bath cradle.
- Colour of bathtub and column is white, fittings are chrome plated.
- The system variations come with Flexaplust waste and overflow.
- For plinths see Whirlpools 200, page 165.

Standard version

Code no.

Components

Price



22723000

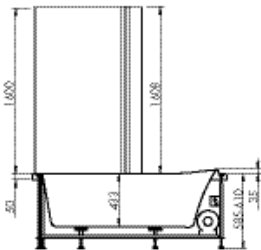
Bath-/Shower Combination
Whirlpool for one person with Flexaplust waste and overflow and built on shower cabine. Column made from aluminium with wall bar, thermostatic mixer, stop-/diverter valve for the showers, hand shower, 8 body sprays and bath spout. Door and front made from ESG glass.
Colour of bathtub and column is white, fittings are chrome plated.

2.535,80

22735000

Bath-/Shower Combination with Whirlpool water system
Whirlpool for one person with Flexaplust waste and overflow and built on shower cabine. Column made from aluminium with wall bar, thermostatic mixer, stop-/diverter valve for the showers, hand shower, 8 bodx sprays and bath spout. Door and front made from ESG glass.
Whirlpool water system mit 8 water jets incl. electronic control Mini Poolmaster.
Colour of bathtub and column is white, fittings are chrome plated.

4.342,90

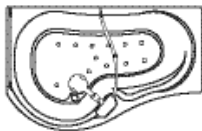


Non standard versions

System variations

Code no./text

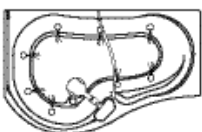
Price



BSC Combination
(Bath-/Shower combination)

22724000 L-WN

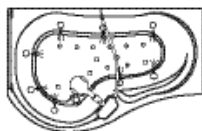
2.535,80



BSC/WP-air system
(Bath-/Shower combination with 14 air jets, control Mini Poolmaster)

22724000 L-LT

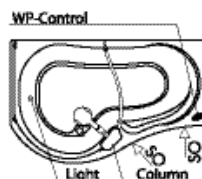
4.032,40



BSC/WP-water system
(Bath-/Shower combination with 8 water jets, control Mini Poolmaster)

22724000 L-WS

4.342,90



BSC/WP-combi system Comfort
(Bath-/Shower combination with 14 air jets, 8 water jets, control Mini Poolmaster)

22724000 L-KI Comfort

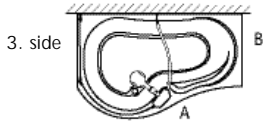
5.067,40

BSC/WP-combi system DeLuxe
(Bath-/Shower combination with 14 air jets, 8 water jets, control Poolmaster)

22724000 L-KI DeLuxe

5.843,60

Pharo® Bath-/Shower Combination 200, Left Version

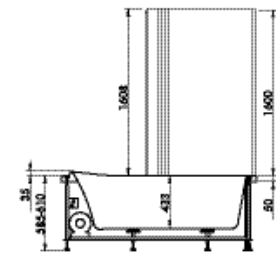
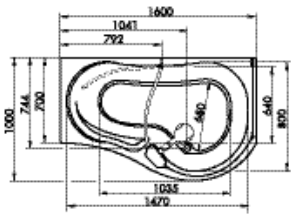
<i>Option</i>	<i>Components</i>	<i>Code no./text</i>	<i>Price</i>
	Plinths		
	Front Side	Plinth A Plinth B	238,10 119,00
	3. side		
	Glass pannel with plinth	3. side	351,90
	Under water spot light (only air-/water-/combi system)		
		spot chrome	538,20
	Polish set for acrylic surfaces		
	consisting of: emery paper, polish, rag and sponge	21800000	31,10

Pharo® Bath-/Shower Combination 200, Right Version

Remarks

- Bathtub made from acrylic, reinforced on the back; steel bath cradle.
- Colour of bathtub and column is white, fittings are chrome plated.
- The system variations come with Flexaplust waste and overflow.
- For plinths see Whirlpools 200, page 165.

Standard version



Code No.

22722000

Components

Bath-/Shower Combination

Whirlpool for one person with Flexaplust waste and overflow and built on shower cabine. Column made from aluminium with wall bar, thermostatic mixer, stop-/diverter valve for the showers, hand shower, 8 body sprays and bath spout. Door and front made from ESG glass.

Colour of bathtub and column is white, fittings are chrome plated.

Price

2.535,80

22736000

Bath-/Shower Combination with Whirlpool water system

Whirlpool for one person with Flexaplust waste and overflow and built on shower cabine. Column made from aluminium with wall bar, thermostatic mixer, stop-/diverter valve for the showers, hand shower, 8 bodx sprays and bath spout. Door and front made from ESG glass.

Whirlpool water system mit 8 water jets incl. electronic control Mini Poolmaster.

Colour of bathtub and column is white, fittings are chrome plated.

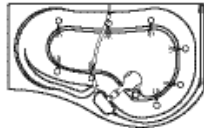
4.342,90

Non standard versions

System variations

Code no./text

Price

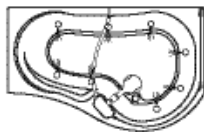


BSC Combination

(Bath-/Shower combination)

22724000 R-WN

2.535,80

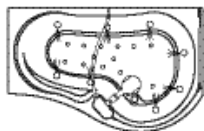


BSC/WP-air system

(Bath-/Shower combination with 14 air jets, control Mini Poolmaster)

22724000 R-LT

4.032,00

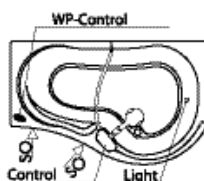


BSC/WP-water system

(Bath-/Shower combination with 8 water jets, control Mini Poolmaster)

22724000 R-WS

4.342,90



BSC/WP-combi system Comfort

(Bath-/Shower combination with 14 air jets, 8 water jets, control Mini Poolmaster)

22724000 R-KI Comfort

5.067,40

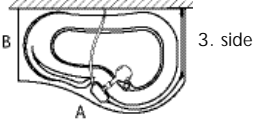
BSC/WP-combi system DeLuxe

(Bath-/Shower combination with 14 air jets, 8 water jets, control Poolmaster)

22724000 R-KI DeLuxe

5.843,60

Pharo® Bath-/Shower Combination 200, Right Version

<i>Option</i>	<i>Components</i>	<i>Code no./text</i>	<i>Price</i>
	Plinths		
	Front	Plinth A	238,10
	Side	Plinth B	119,00
	3. side		
	Glass pannel with plinth	3. side	351,90
Under water spot light (only air-/water-/combi system)			538,20
Polish set for acrylic surfaces			
consisting of: emery paper, polish, rag and sponge		21800000	31,10

Example for Ordering Pharo® Bath-/Shower Combination 200

<i>Standard version:</i>	<i>Code no./text</i>	<i>Price</i>
Bath-/shower combination 200		
1 Bath-/shower combination 200 left version		
<i>Code no.</i>	22723000	2.535,80
2 Option: plinth front side		
<i>Code no.</i>	22714100	155,30
3 <i>Price</i>		2.691,10

<i>Non standard versions:</i>	<i>Code no./text</i>	<i>Price</i>
Bath-/Shower combination 200 left version		
1 System variation: BSC/WP-water system		
<i>Code no.</i>	22724000 L-WN	4.342,90
2 Option 1: Plinth front side		
<i>Text</i>	Plinth A	238,10
3 Option 2: Underwater spot light		
<i>Text</i>	Spot chrome	538,20
<i>Price</i>		5.119,20

Checklist and Order Form for non Standard Versions of Pharo® Bath-/Shower Combination 200

M Required

K Optional

Copy this sheet and use it when dealing with your customer to specify the desired version of the shower combination. This form can also be used to order the produkt. Simply fax the completed form to your Hansgrohe sales office. Only one order per copy.

Enquiry

Order

Customer _____

Street _____

Zip code/City _____

Agent _____

Date _____

Phone/Extension _____

Fax _____

M Model

- Bath-/Shower Combination 200, left version
- Bath-/Shower Combination 200, right version

M System variation


- BSC/Bath
- BSC/WP-air system
- BSC/WP-water system
- BSC/WP-combi system Comfort
- BSC/WP-combi system DeLuxe

K Option

- Plinth A
- Plinth B
- 3. side
- Underwater spot light

Operating Instructions for Pharo® Bath-/Shower Combination 200

Poolmaster



- 1 Poolmaster
- 2 Illuminated LC display
- 3 Selection keys
- 4 Navigation keys
- 5 On/off

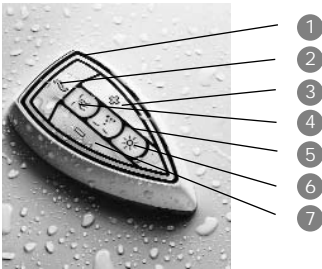
Features:

- Control unit for Combi system Deluxe
- Watertight, floating remote control with preassembled docking- and charging station
- easy and simple navigation

Whirl functions:

- Airsystem on/off; more intense/reduced; interval timer
- Water system on/off; more intense/reduced; hydro pulsation
- Programable Whirl sequences
- Control of all options

Mini Poolmaster



- 1 Mini Poolmaster
- 2 Hypopulsation/interval function
- 3 Water-/airsystem more intense
- 4 Watersystem on/off
- 5 Airsystem on/off
- 6 Light on/off (Option)
- 7 Water-/airsystem reduced


Features:

- Control unit for air-/water-/and Combi system Comfort.
- Flat control pad fixed to the bath rim
- Lit up key indicates active whirlfunktion

Whirlfunktionen:

- Airsystem on/off; more intense/reduced; interval function
- Watersystem on/off; more intense/reduced; Hydropulsation
- Light control

Manual (Quattrostat Click)



- 1 Scald protection: for temperatures above 38°C press button and turn knob
- 2 Thermostatic mixer 1/2
- 3 Stop-/diverter valve for overhead-, hand- and bodyshowers.

Features:

- Thermostatic mixer with scald protection
- Stop-/diverter valve for overhead-, hand- and bodyshowers.
- Adjustable flow rate
- Combination of two showers possible

Raindance Hand Shower



Rain-, Mix-, Balance-, Mix-, Whirl jet
Rubit

Pharo Massage Spray

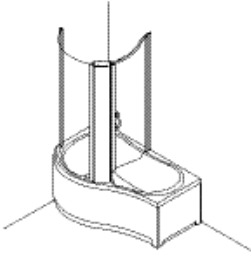


Massage jet
Silikon diffusor



Options for Pharo® Bath-/Shower Combination 200

Plinths



- For the Bath-/Shower Combination 200 - depending on the situation - we offer different paneling systems.
- The elements are made from white ABS/PMMA; they are easily fixed to the bathtub.
- If necessary the plinths can also be taken off easily.

Light

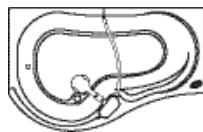


- Experience a very special bath, created by the combination of light and water.
- Poolmaster und Mini Poolmaster allow an easy operation of the Halogenspot (12V/20W) (on/off)
- Optional for air-/water-/combi system.

Polish Set for Acrylic surfaces

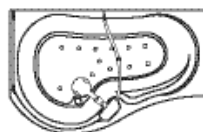
- Use the Polishing Set to remove small scratches in the acrylic surface of the bath tub.
- The Polishing Set consists of: emery paper, polish, rag and sponge.

Pharo Bath-/Shower Combination



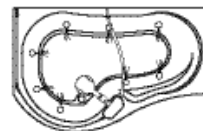
- Bathtub made from acrylic (PMMA), reinforced on the back (ABS)
- Steel bath cradle with height adjustable feet
- Flexaplast waste- and overflow
- Column made from aluminium with wall bar, thermostatic mixer, stop-/diverter valve, hand shower, 8 body sprays and bath spout.
- Door and front panel made from glass (ESG)

Pharo BSC Air System



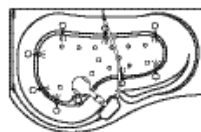
- Bath-/Shower Combination with control Mini Poolmaster
- Flat air jets mounted to the bathtub floor
- Steplessly controlled blower

Pharo BSC/Water System



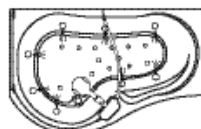
- Bath-/Shower Combination with control Mini Poolmaster
- Adjustable waterjets mounted to the side of the bathtub
- Steplessly controllable pump

Pharo BSC/Combi System Comfort



- Bath-/Shower Combination with control Mini Poolmaster
- Flat air jets mounted to the bathtub floor
- Adjustable waterjets
- Steplessly controllable blower and pump
- The air and water systems can be used simultaneously or separately

Pharo BSC/Kombi System DeLuxe



- Bath-/Shower Combination with control Poolmaster (watertight remote control)
- Flat air jets mounted to the bathtub floor
- Adjustable waterjets
- Steplessly controllable blower and pump
- The air and water systems can be used simultaneously or separately

Trimnings for Pharo® Bath-/Shower Combination 200

● Standard ○ Option - not available

	200 left version	200 right version
Seat Standard	●	●
Room for one person	●	●
Shape of bath tub rectangle room saver	●	●
Water volume (liters/person 70 kg) 1 person	160	160
Bath-/Shower Combination (BSC)		
Hand shower	●	●
Wall bar	●	●
Body sprays	8	8
Bath spout	●	●
Waste-/overflow	●	●
BDK with Whirlpool air system		
Number of air jets	14	14
Blower	●	●
BDK with Whirlpool water system		
Number of water jets	8	8
BDK with Whirlpool combi system		
Number of air jets	14	14
Number of water jets	8	8
Operating instructions Whirlpools		
Mini Poolmaster (all systems)	●	●
Poolmaster (combi system Deluxe only)	●	●
Functions Mini Poolmaster (fixed)		
Interval (air-/combi)	●	●
Hydropulsation (water-/combi)	●	●
Light on/off	○	○
Poolmaster (remote control)		
fixed whirlprogramms	●	●
programmable whirlprogramms	●	●
Interval (air-/kombi)	●	●
Hydropulsation (water-/combi)	●	●
Light on/off	○	○
Options		
Light (available for air-/water-/combi system)	○	○
Plinths	○	○

Installation Information for Pharo® Bath-/Shower Combination 200

Door Width

- Check the width of the door in the room in which you will be installing the combination. The bathtub is 610 mm high.

Planning

- Make sure that there are no cables under the bathtub or near the bathtub supports.

Requirements Electrical Connection

- Check the voltage (230 V), overcurrent protection (16 A), FI circuit breaker and ground wire.
- The electrical connection may only be installed by an electrician and must be protected in compliance with VDE 0100 using an FI circuit breaker (30 mA)
- 3 x 1.5 mm² leads, 230 V, overcurrent protection 16 A.

Requirements Water Supply

- Make sure that the water inlet lines are flushed in compliance with DIN standards
- The DN15 water inlet line should always be close to the service panel.

Service Panel

- There must be service panels at least 600 x 400 mm in size (depends on model) installed near the motor and blower. These panels should be installed so that you can access and replace parts such as the blower, pump, valves, terminal box and other connections at any time. Removable sidewalls are ideal for this purpose (Pharo bath-paneling system, for example)

Air Register (not included)

- You must install an air register (150 cm²)
- The air register must be installed in the whirlpool paneling. It can be positioned wherever desired, such as in an adjoining room
- We recommend sound-insulating the air register.

Option: Paneling System

- The bathtub must be installed on the bathroom floor together with a plinth.

Flow Rates

